



WELCOME TO THE IHSAA BOARD OF DIRECTORS MEETING

June 5, 2024

Today's meeting will begin at 8:00 am (mountain time)

Idaho High School Activities Association

Board of Directors Meeting

April 10, 2024

Members Present:

Spencer Barzee, Tonia Burk, Hiroshi Fukuoka, Heath Jackson, Mark Kress, Randy Lords, Dena Naccarato, Starr Olsen, Tim Perrigot, Ted Reynolds, Shawn Tiegs, Stacy Wilson, Dana Facer, Burke Davis, Rob Sauer

Members Absent:

None

Staff Present:

Ty Jones, Mike Federico, Julie Hammons, Mindy Powers as secretary

Visitors:

Jon Hallock, Caldwell HS	Tol Gropp, Timberline HS	Vince Mann, Borah HS	Jason Warr, West Ada	Kelly Caldwell, Genesee HS
Pat Lloyd, IFHS	Ryan Pope, Gooding HS	Tony Brulotte, Eagle HS	Kris Knowles, Vallivue	Richard Whitelaw, SVCS
Matt Harris, Ririe HS	Robert Parker, Pocatello HS	Brian Barber, Boise HS	Tim Brennan, BK HS	Dance Pence, Mt View HS
Mark Pixton, Century HS	Craig Christensen, PF HS	Shayne Proctor, Madison HS	Coby Dennis, Boise Schools	James Gilbert, Mt Home SD
Stoney Winston, Parma HS	Brian Walker, Boise Schools	Ashley Holt, Emmett HS	Patrick Lopez, Logos HS	Jeremy Burgess, Payette HS
Lee Jay Cook, Carey HS	Derek Bub, West Ada SD	Travis Bell, Highland HS	Chad Hill, South Fremont HS	Luke Wolf, Kuna HS
Tonya Wilkes, PCSD	John Hartz, Ridgevue HS	Troy Rice, Rocky Mt HS	Jennifer Murdock, Declo HS	Tyler Johnson, Bonneville HS
Dennis Chesnut, HSBSD	Shalene French, Caldwell SD	Catey Walton, Timberlake HS	Gavin Watson, Centennial HS	
Travis Hobson, Thunder Ridge HS				

CONSENT AGENDA

Starr Olsen moved; Shawn Tiegs seconded to approve the Consent Agenda which included Minutes from the January 17, 2024 Board of Directors Meeting, financial report as of January 1 – March 29, Board of Directors actions via phone/email.

Motion Carried

Financial Report as of January 1, 2024 – March 29, 2024

Ty Jones reported on the financials, stating we had great winter tournaments with revenue being up. We are still waiting on hotel fees to come in, but keeping that in mind as well as increasing expenses we should still have revenue coming in. Cost have gone up for state officials, tournament sites, and tournament workers. Ty stated we are not sure what our spring expenses will be but basing it off of years past we should be in the black for this year. There will be added expenses next year getting Chad Williams set up with everything he will be needing and travel expenses will be more so be prepared for that.

Motion Carried

REPORT AGENDA

YEA Update

Julie Hammons reported updates for YEA. The YEA fund balance has reached over \$5,000,000 for the second time since beginning the program. If schools are needing any help with advertising at jamborees or parent nights, there are resources for our schools. Please reach out. There were over 80 jamborees this year, over \$81,000 raised through outside donations. There will be two new board members joining so we look forward to working with them. YEA will be meeting at the end of this month for their regular spring meeting.

Dairy West Update

Ty Jones reported on meeting with Dairy West and our future contract along with what changes they would like to see finishing up our 40th year. We look forward to working with them for our 41st year and continued years.

Officials Update

Ty spoke with the officials committee and they have three recommendations that came up during their meeting that he let them know we would go over.

1. Removal of yellow card wording in Rule 4-3.
2. How will State Representation work for Baseball in 2025?
3. Leaving the salary schedule up to independent state fees.

Marketing update

Zach Hoffman spoke on how the winter tournaments were a great success and thank you to all the directors and state tournament managers. Vince Mann thank you for all your work on getting a media room set up for our student athletes to enhance their experience at the state tournament. Thank you to our Dairy Farmers that came to help handout medals, it is always great to have them there in person. Morgan Potter is taking on more of the social media side of things and we would love to get some more submissions for Play of the Week. Zach and Morgan are still in negotiation with other contracts for renewal but they will have that information for the June board meeting.

2024 State Cheer and Dance

Julie Hammons spoke on Cheer and Dance. Having it the same weekend as Wrestling was new this year but went well with few complaints. We do realize this puts extra work on some of our athletic directors having both tournaments on the same weekend and we will continue to look at ways to make it as seamless as possible. From 2018 to 2024 we have almost doubled our revenue and have done so without raising tickets prices. There were some very talented teams and a huge thank you to Lisa Hahle, without her that weekend wouldn't have been possible.

2024 Girls Real Dairy Shootout

Ty Jones spoke on Girls State Basketball and all the work our manager put into every tournament site and we are so grateful for all they do. There were no issues and lots of positive feedback we received. The 1A, 2A and 3A site income were down a little this year and part of that is due to what teams are playing and where they are having to travel from. At the end of the day with Play-In games included we still made a profit. Thank you again to all our tournament managers and our athletes for a great tournament. (See Pages 19-25)

2024 State Wrestling Tournament

Ty Jones spoke on the new Holt Arena and how fantastic the experience was. Travis Bell did a great job managing the tournament and thank you for all his help. The tournament went well for the most part, gate passes were up, on site expenses were down. The main reason for the difference in cost from last year to this year is being at Holt vs Idaho Ford Center. Holts expenses are drastically less and at the end of the day on site expenses and officials cost were down from last year and the income was up from last year. Overall, it was a great tournament.

2024 Boys Real Dairy Shootout

Ty Jones spoke on Boys State Basketball with the help of the managers and their workers doing a fantastic job. This is the last year the tournament will be held at Rocky Mountain High School, most of our site's attendance was up this year with our net profit being up. Tim Perrigot recommended that we either make all teams enter their schedules in the program or get rid of them all together. The Board of Directors agreed and Ty Jones recommended taking it out or coming up with a different option so it looks unified.

2024 State Debate

Julie Hammons spoke on how great it was having State Debate at Middleton High School this year and thanked them for the facility. The coaches are responsible for running the tournament, including judging the rounds and they all did a great job. We do not charge for State Debate with the exception of fines that schools get for not providing the proper number of judges. We did switch from giving out ribbons to giving out medals so that expense was slightly higher this year. Overall, very smart kids to work with and they did a phenomenal job.

Heath Jackson wanted to say thank you to all our State Tournament Managers on all their help and hard work. We appreciate you all very much and wouldn't be possible without you.

Schools of Excellence - Mid Year Standing

Julie Hammons reported on the mid-year standings for School of Excellence. There is still time for schools to submit non athletic team GPA's in for points. This will include up to two music programs as well as speech, debate and drama. We highly recommend that schools complete the Citizen Component of Schools of Excellence. Thank you for all your support.

Winter Concussion Numbers

Ty Jones spoke on our concussion numbers and we are still missing 7-8 schools that will be receiving fines for not getting that information into the office. Girls concussion numbers are higher for Like Sports and some of that is attributed to boys simply refusing to report as much as girls may.

Summer Program Dates

Ty Jones spoke on the request to go over Summer Program Dates and when schools start their dead week. The end of spring State Championships is when summer begins and goes through August 1st. The dead period is 7 consecutive days prior to the fall start date. Tim Perrigot talked about August 1st always being the date and having the week prior be the dead period. Stacy Wilson recommended starting the school year on the same date as the start of dead week (7 days prior to the first fall practice.) Action item should also include team camps to wording.

NFHS Network/Go Fan Fall Review

Ty Jones spoke on the meeting with Go Fan and the numbers of tickets that were sold. They talked about the

number of member schools that are using Go Fan for regular season games is increasing from last year. The number of online tickets bought at the state events from last year to this year took a good jump. Mike Federico spoke on 100% of the GoFan distribution to the IHSAA from the regular season is re-distributed to our member schools who have signed on with GoFan.

IHSAA Tournament Expansions Survey

Ty Jones spoke on the survey for a tournament expansion that was sent out to the six regions, overwhelmingly they were in favor for an expansion. Based on the survey Ty recommended we form a committee to start the process of what that could potentially look like. Ty will be reaching out to those individuals across the state to start the process with approval from the Board of Directors.

IHSAA Awards

Mike Federico spoke on the Interscholastic Star Student award that is posted on the IHSAA website and highly encouraged everyone get submissions in. Mike spoke about Nayeli Juarez coming to speak to the Board of Directors about representing Idaho and Section 8 as a member of the National Student Leadership Council. Julie Hammons spoke on the winners of the Winter Sportsmanship and Academic award that are posted on the IHSAA website, congratulations to those winners. Julie spoke about the nomination due dates for Spirit of Sport award and Official of the Year so please get those in. Reminder that Official of the Year has to go through the Board of Control. Hiroshi Fukuoka nominated the Heart of the Arts section winner this year, Ethan Harris. Congratulations to Ethan. Heath Jackson commented on the great job our Student Advisory Council students have been doing and the growth that has come from the program since it started. Thank you to Mike Federico for all his guidance and help with our Student Advisory Council.

IHSAA Board Members – Expired Terms

Ty Jones spoke on the potential of five new Board of Director members after the June board meeting.

- Boys Coaches – Tyler Johnson
- Superintendent Association – Randy Lords (Re-Elect)
- Speech Arts Coaches – Dana Facer (Re-Elect)
- District IV – Brady Dickinson
- District II – Shawn Tieg (Re-Elect)

Committee Report

- Representation
 - Ty Jones spoke on representation in the action agenda.
- State Tournament
 - There is a potential of state spring tournament site changes and if that does occur, we will inform our schools on any and all changes as soon as possible.
- IHSAA Parent Meeting
 - We have received great feedback from our IHSAA Parent Meeting. The main thing the parents would like to improve is the experience our student athletes have at state events. Ty Jones and Zach Hoffman went to state tournaments in different states to get some ideas of how we can make the experience special to recognize the hard work and dedication our student athletes have put in.

Policy Manual/Bylaws/Legal Updates

Ty Jones spoke about the transition plan and what that might look like moving forward as Chad Williams steps in as the new Executive Director.

Action Agenda – Final Readings

2024-2025 State Wrestling Representation

Stacy Wilson moved; seconded by Starr Olsen to approve the 2024-2025 representation to the State Wrestling Tournament with adding 4A district at large (Final Reading.) (See Page 13)

Motion Carried

2024-2025 State Basketball Representation

Stacy Wilson moved; seconded by Ted Reynolds to approve the 2024-2025 State Basketball Tournament with changing representation to the 4A Girls (Final Reading.)

2025 Basketball State Tournament

BOYS REPRESENTATION

6A		5A		4A		3A		2A		1A	
I-II	1.5	I-II	1	I	1	I-II	1.5	I	1	I	.5
III	4.5	III	2	III	2.5	III	2.5	II	1.5	II	1.5
IV-V-VI	2	IV	2	IV	1.5	IV/V	2.5	III	2.5	III	1.5
		V	1	V	1.5	VI	1.5	IV	2.5	IV	1.5
		VI	2	VI	1.5			V-VI	.5	V-VI	3

GIRLS REPRESENTATION

6A		5A		4A		3A		2A		1A	
I-II	1.5	I-II	1	I	.5	I-II	1.5	I	1	I	.5
III	4.5	III	2.5	III	2.5	III	2.5	II	2	II	1.5
IV-V-VI	2	IV	1.5	IV	2	IV/V	2.5	III	2.5	III	1.5
		V	1	V	1.5	VI	1.5	IV	2	IV	1.5
		VI	2	VI	1.5			V-VI	.5	V-VI	3

Motion Carried

2024-2025 State Basketball Play – In Sites, Dates and Times

Tonia Burk moved, Randy Lords seconded to approve the Sites, Dates and Times with removal of the 4A Play – In Game (Final Reading.)

BRACKETING

All bracketing will be seeded by MaxPreps.

Play-In Games

6A
1-2B Feb. 15, Mar. 1, 2025
3E 1:00 PST
Grangeville HS

4A (Boys Only)
3C Mar. 1, 2025
4B 1:00/3:00 MST
Mountain Home/Timberline HS

3A
4-5C Feb. 15, Mar. 1 2025
6B 1:00 MST
American Falls HS

2A (Girls Only)
3C Feb. 15, 2025
5-6A 1:00 MST
Burley HS

5A (Girls Only)
3C Feb. 15, 2025
4B 1:00 MST
Mountain Home HS/Timberline HS

4A
5B Feb. 15, Mar. 1, 2025
6B 1:00 MST
Pocatello HS

2A (Boys Only)
2B Mar. 1, 2025
3C 3:00 MST
McCall Donnelly HS

1A
1A Feb. 15, Mar. 1, 2025
2B 3:00 PST
Post Falls HS

4A (Girls Only)
1A Feb. 15, Mar. 1, 2025
3C 3:00 MST
Lapwai HS

3A
1-2B Feb. 15, Mar. 1, 2025
3C 3:00 PST
Grangeville HS

2A (Boys Only)
4C Mar. 1, 2025
5-6A 3:00 MST
American Falls HS

1A
3B Feb. 15, Mar. 1, 2025
4B 3:00 MST
Mountain Home /Wendell HS

Motion Carried

2024-2025 Milk Bowl Sites and Rotation

Burke Davis moved; Dana Facer seconded to approve the Site and Rotation of the 2024-2025 Milk Bowl (Final Reading.)

MILK BOWL SITE RULES & ROTATION

	6A	5A	4A	3A	2A 8 MAN	1A 8 MAN
2023	HOLT	BSU	HOLT	HOLT	HOLT	KIBBIE
2024	North vs East-Kibbie North vs West-BSU East vs West-Holt	East vs West-Holt North vs West-Kibbie North vs East- Holt	North vs East-Kibbie West vs East-Holt North vs West-Kibbie	West vs East-Holt West vs North-Kibbie North vs East-Kibbie	West vs North-BSU North vs East-Holt East vs West-BSU	North vs East-Holt East vs West-BSU North vs West-Kibbie

Motion Carried

Modifying State Speech Classification

Starr Olsen moved; Rob Sauer seconded to approve modifying Speech Classifications (Final Reading.) (See page 14-15)

Motion Carried

Selecting the Number of Individuals Inducted into IHSA Hall of Fame

Starr Olsen moved to have three candidates inducted to the 2024 Hall of Fame.
Shawn Tieg motioned an amendment to inducting five candidates into the 2024 Hall of Fame

Motion Failed
Approved; 6 Denied; 8

Tim Perrigot moved; Tonia Burk seconded to inducting four candidates into the 2024 IHSAA Hall of Fame Final Reading.

2024 IHSAA Hall of Fame Inductees

Kirby Bright
 Beth Holt
 Ty Jones
 Kevin Lancaster

Motion Carried
 Approved; 14 Denied; 1

2025 State Softball Representation

Tonia Burk moved; Stacy Wilson seconded to approve representation of the 2025 State Softball Tournament with modifications as necessary. The 2A tournament will move to a 6 – team bracket (First Reading.)

**2025
 Softball State Tournament**

Representation

6A		5A		4A		3A		2A	
I	1	I-II	1.5	I	1	I-II	1.5	II	3
III	5.5	III	2.5	III	2.5	III	2.5	III-IV	3
V-VI	1.5	IV	2	IV	1.5	IV-V	2		
		V	.5	V	2	VI	2		
		VI	1.5	VI	1				

Motion Carried

2025 State Softball Play-In Sites, Dates and Times

Tonia Burke moved; Dana Facer seconded to approve the 2025 State Softball Play – In Sites, Dates and Times (First Reading.)

Play-In Games

6A		5A		5A	
3F	May 10, 2025	1-2B	May 10, 2025	5A	May 10, 2025
5-6B	Time 1:00 pm	3C	1:00 pm PT	6B	Time 1:00 pm
	Burley HS		Lewiston HS		Blackfoot HS
4A		3A			
3C	May 10, 2025	1-2B	May 10, 2025		
4B	Time 1:00 pm	3C	Time 3:00 pm PT		
	Glenns Ferry HS		Lewiston HS		

Motion Carried

2025 State Track Representation

Spencer Barzee moved; Shawn Tiegs seconded to approve the 2025 State Track Tournament Representation (First Reading.)

<u>District</u>	<u>Indiv. Events</u>	<u>Relays</u>
I-II	3*	1**
III	4*	1**
IV	2*	1**
V	3*	1**
VI	3*	1**

*Next best mark qualifies

**Next three (3) best marks statewide qualify

Motion Carried

2025 State Tennis Representation

Burke Davis moved; Stacy Wilson seconded to approve the 2025 State Tennis Tournament Representation with modifications to district 3 classification from 5 to 6 (First Reading.)

Amended by Burke Davis; seconded by Stacy Wilson

**TENNIS CLASSIFICATION
2025 & 2026 SEASONS**

6A CLASSIFICATION – 16 reps.

	I-II	III	IV-V-VI
2023	3 of 3 = 100%	10 of 14 = 71%	3 of 5 = 60%
2024	2 of 3 = 67%	10 of 14 = 71%	4 of 5 = 80%
Cycle Total	167%	142%	140%

5A CLASSIFICATION – 16 reps.

	I-II	III	IV	V	VI
2023	3 of 4 = 75%	4 of 6 = 67%	4 of 6 = 67%	1 of 2 = 50%	4 of 6 = 67%
2024	2 of 4 = 50%	4 of 6 = 67%	4 of 6 = 67%	2 of 2 = 100%	4 of 6 = 67%
Cycle Total	125%	134%	134%	150%	134%

4A CLASSIFICATION – 13 reps.

	I-II	III	IV-V-VI
2023	5 of 6 = 83%	4 of 5 = 80%	4 of 4 = 100%
2024	5 of 6 = 83%	5 of 5 = 100%	3 of 4 = 75%
Cycle Total	166%	180%	175%

Motion Carried

2025 State Baseball Representation

Spencer Barzee moved; Rob Sauer seconded to approve the 2025 State Baseball Representation (First Reading.)

2025 Baseball State Tournament

REPRESENTATION

6A		5A		4A		3A		2A	
I	1.5	I-II	1.5	I	.5	I-II	2	I-II	4
III	4.5	III	2	III	2.5	III	2	III	4
IV-V-VI	2	IV	1.5	IV	2	IV-V	2		
		V	1	V	1.5	VI	2		
		VI	2	VI	1.5				

Motion Carried

2025 State Baseball Play – In Sites, Dates and Times

Stacy Wilson moved; Tonia Burk seconded to approve the 2025 State Baseball Play – In Sites, Dates and Times (First Reading.)

	6A		5A		4A
1B	May 10, 2025	1-2B	May 10, 2025	1A	May 10, 2025
3E	12:00 PM Pacific Lewiston HS	4B	1:00 PM Mountain Fruitland HS	3C	3:00 PM Pacific Lewiston HS
	4A				
5B	May 10, 2025				
6B	1:00 PM Mountain Blackfoot HS				

Motion Carried

2025-2026 Possible Sites for Future State Tournaments from Tentative to Approved

Dana Facer moved; Burke Davis seconded to approve 2025-2026 Possible State Tournament Sites with the modification of State Speech. (First Reading.) (See Page 16)

Motion Carried

2026-2027 Possible Sites for Future State Tournaments from Suggested to Tentative

Ted Reynolds moved; Starr Olsen seconded to approve 2026-2027 Possible State Tournament Sites with the modification of State Speech (First Reading.) (See page 16)

Motion Carried

Discussion Agenda

Petitioning Process

Starr Olsen recommended tabling the petitioning process until we get an entire year’s worth of data to make any change or decision. One recommendation was if you petition down, you give up a state berth. You would only petition down for post season play.

Rule 12 Special Events

Julie Hammons spoke on a letter received from Eagle High School requesting an additional outside event for golf. Tony Brulotte spoke on his golf athletes having to choose between playing for their school team or playing in national tournaments and missing out on great opportunities such as playing in the Ryder Cup. Tim Perrigot stated that times have changed and we should possibly look at putting together a committee to see how some of these rules are affecting our athletes and what is best for them.

Tonia Burk moved, seconded by Starr Olsen to move modifying Rule 12 to the Action Agenda as a Final reading for the June meeting. (See Page 17)

Motion Carried

Adrian School District Request

Ty Jones spoke on Adrian High School wanting to join the IHSAA as a member school again after being declined a couple years ago. we have allowed other out of state schools to join as a member school and last time this was brought up the WIC was overwhelmingly supportive of the addition. We do not know what their feeling are with this request as administration has changed, it was recommended that we reach out to see what their

thoughts are in this situation. Starr Olsen states that it doesn't change anything as of now for their regular season, it would change for post season play. Julie Hammons stated that all member school request must be decided at the January Board of Directors meeting. It was recommended that we pull more information and Adrian High School fill out all the member school forms for the Board of Directors to approve or deny. (See Page 18)

Board Made up by Region

Rob Sauer spoke on the numbers and recommendations they found for a more equal Board of Directors rotation. Tim Perrigot states that the committees make their decisions on who the best candidate is and feels they find the best candidates for those positions and not based on where they are located. Starr Olsen agrees that it should be the best person for the job. Heath Jackson recommended moving this to the discussion agenda in June and at that time move to an action item for the August meeting. This will be move to the work session for the June meeting, Ty Jones will form a committee throughout the six districts for discussion.

2024-2025 Ticket Prices

Ty Jones spoke on how prices of tickets haven't increased in the last 6-7 years. He asked that the schools reach out to their parents to inform them that we are increasing ticket prices by one dollar.

Shawn Tiegs moved; Starr Olsen seconded to add to the June Action Agenda.

Soccer Mercy Rule/Yellow Card Accumulation

Julie Hammons talked about a mercy rule for Idaho. Half the coaches would like to have a mercy rule and half do not want a mercy rule. It was recommended to not move forward with a mercy rule. Coaches would like the Yellow Card count to be reset between districts and state.

Starr Olsen moved; Mark Kress seconded to move resetting Yellow Card count between district and state to the Action Agenda for the June meeting.

Motion Carried

Officials fees

Ty Jones spoke on raising the officials registration fees ten dollars to include the NFHS network for all officials. Mindy Powers spoke on the response she received from commissioners and with the exception of District 2 softball everyone was a yes to move forward with the increase registration fee. The Board of Directors declined the increased registration fee and it was recommended to bring this up again next year when we have our numbers for officials returning for a third season.

Meeting was called into recess at 11:17 a.m.

Stacy Wilson moved; Tonia Burk seconded to move to Executive Session at 11:29 a.m.

Executive Session

Student A	Boise High School
School A	Caldwell High School

Return to Regular Session at 11:45 a.m.

Student Eligibility and School Appeal

Dana Facer moved; Starr Olsen seconded to approve varsity eligibility for **student A**.

Motion Carried

Stacy Wilson moved; Mark Kress seconded to deny a Co-Champion for **school A**.

Motion Failed

Approved; 2 Denied; 11 Abstained; 3

Meeting adjourned at 11:55 a.m.

2025 WRESTLING REPRESENTATION

6A

District I-II 2*
District III 10*
District V-VI 3*
*Next highest seed

4A

District I-II 1*
District III 4*
District IV 3*
District V 3*
District VI 2*
*Next three highest seeds

Girls

District I-II 2*
District III 5*
District IV 3*
District V-VI 5*
*Next highest seed

5A

District I-II 2*
District III 3*
District IV 3*
District V 2
District VI 3*
*Next three highest seeds

3A

District I-II 4*
District III 3*
District IV 3*
District V 2*
District VI 3*
*Next highest seed

2026 WRESTLING REPRESENTATION

6A

District I-II 2*
District III 9*
District V-VI 4*
*Next highest seed

4A

District I-II 2
District III 4*
District IV 3*
District V 3*
District VI 2*
*Next two highest seeds

Girls

District I-II 2*
District III 5*
District IV 3*
District V-VI 5*
*Next highest seed

5A

District I-II 2*
District III 3*
District IV 3
District V 2*
District VI 3
*Next three highest seeds

3A

District I-II 4*
District III 3*
District IV 3*
District V 2*
District VI 3*
*Next highest seed

Proposals From ISATA:

Speech Classification

Classification - based on grades 9-12

- Four classifications; 1/4 of registered programs in each class.
- Division 1, Division 2, Division 3, Division 4
 - Division 1 – smallest school category
 - Division 4 – largest school category

State Sweepstakes Points

CURRENT: Determining Team Champions

1. Team winners are determined by the total combined points in event place finish. Points listed are the maximum possible for the placement.

First	5 points
Second	4 points
Third	3 points
Finalist	2 points
Semi-Finalist	1 point

2. A tie for team winners will be broken by:
 - a. largest number of entries breaking to finals
 - b. largest numbers of first, second, and third place finishers
 - c. largest number of first place finishers

PROPOSED:

1. Team winners are determined by the total combined points in event place finish. Points listed are the maximum possible for the placement.

In preliminary rounds points will be awarded by placement as follows:

- 3 points for 1st
- 2 points for 2nd
- 1 point for 3rd

In the semifinal round points will be awarded by placement as follows:

- 6 points for 1st
- 5 points for 2nd
- 4 points for 3rd
- 3 points for 4th
- 2 points for 5th
- 1 point for those placing 6th and below in the semifinal round.

Final round Points will be awarded as listed:

- 36 points for 1st
- 30 points for 2nd
- 24 points for 3rd
- 18 points for 4th
- 12 points for 5th
- 6 points for those placing 6th and below in the final round.

2. A tie for team winners will be broken by:

- a. largest number of entries breaking to finals
- b. largest numbers of first, second, and third place finishers
- c. largest number of first place finishers

Idaho High School Activities Association

2023 - 2028 Possible Sites & Dates

	2023-2024 Approved	2024-2025 Approved	2025-26 Tentative	2026-2027 Suggested	2027-2028 Suggested
GOLF	Oct. 6-7	Oct. 11-12	Oct. 10-11	Oct. 9-10	Oct. 8-9
5A	Lewiston Country Club	Highland GC, Pocatello	District III	District I	District VI
4A	Univ of Idaho GC (Moscow host)	River's Edge GC, Burley	District III	District I	District V
SOCCER	Oct. 19-21	Oct. 24-26	Oct. 23-25	Oct. 22-24	Oct. 21-23
5A	Eagle/Rocky Mtn	Coeur d'Alene/Sandpoint	Eagle/Rocky Mtn	Bonneville/Hillcrest	Owyhee/Meridian
4A	Brothers Fields, Caldwell	Bonneville/Hillcrest	Simplot Stadium/Middleton	Coeur d'Alene/Sandpoint	Simplot Stadium/Middleton
3A	Vallivue H.S.	Real Life Turf Fields, Post Falls	Owyhee/Meridian	Twin Falls/Burley	Eagle/Rocky Mtn
CROSS COUNTRY	Oct. 28	Nov. 2	Nov. 1	Oct. 31	Oct. 30
	Portneuf, Pocatello	Eagle Island State Park	LCSC Orchards, Lewiston	Portneuf, Pocatello	Eagle Island State Park
VOLLEYBALL	Oct. 27-28	Oct. 31-Nov 2	Oct. 30 - Nov. 1	Oct. 29-31	Oct. 28-30
5A	*Coeur d'Alene H.S.	Mt. America Center - District 6	District III	District I/II	Mt. America Center - District 6
4A	*Post Falls H.S.	Mt. America Center - District 6	District III	District I/II	Mt. America Center - District 6
3A	*Lake City H.S.	District II	Mt. America Center - District 6	District I/II	District V
2A	Lakeland H.S.	District II	Mt. America Center - District 6	District I/II	District V
1A DI	Lewis/Clark SC	Jerome H.S.	District I	Mt. America Center - District 6	District I/II
1A DII	Lewiston H.S.	Canyon Ridge H.S.	District I	Mt. America Center - District 6	District I/II
SWIMMING	Nov. 3-4	Nov. 8-9	Nov. 7-8	Nov. 6-7	Nov. 5-6
	West YMCA, Meridian	West YMCA, Meridian	West YMCA, Meridian	West YMCA, Meridian	TBD
FOOTBALL	Nov. 17-18	Nov. 22-23	Nov. 21-11	Nov. 20-21	Nov. 19-20
5A	TBD	TBD	TBD	TBD	TBD
4A	TBD	TBD	TBD	TBD	TBD
3A	TBD	TBD	TBD	TBD	TBD
2A	TBD	TBD	TBD	TBD	TBD
1A DI	TBD	TBD	TBD	TBD	TBD
1A DII	TBD	TBD	TBD	TBD	TBD
DRAMA	Dec. 1-2	Dec. 6-7	Dec. 5-6	Dec. 4-5	Dec. 3-4
	Century H.S.	Canyon Ridge H.S.	District VI	District III	District I
GIRLS BASKETBALL	Feb. 15-17	Feb. 20-22	Feb. 19-21	Feb. 18-20	Feb. 17-19
5A	Ford Idaho Center	Ford Idaho Center	Ford Idaho Center	Ford Idaho Center	Ford Idaho Center
4A	Timberline H.S.	Mountain View H.S.	Mountain View H.S.	Mountain View H.S.	Mountain View H.S.
3A	Middleton H.S.	Middleton H.S.	Skyview H.S.	Skyview H.S.	Middleton H.S.
2A	Kuna H.S.	Bishop Kelly H.S.	Kuna H.S.	Bishop Kelly H.S.	Kuna H.S.
1A DI	Columbia H.S.	Columbia H.S.	Columbia H.S.	Columbia H.S.	Columbia H.S.
1A DII	Nampa H.S.	TBD	Nampa H.S.	TBD	Nampa H.S.
DANCE/CHEER	Feb. 23-24	Feb. 28-Mar. 1	Feb. 27-28	Feb. 26-27	Feb. 25-26
	Ford Idaho Center	Ford Idaho Center	Mountain America Center	Mountain America Center	Ford Idaho Center
WRESTLING	Feb. 23-24	Feb. 28-Mar. 1	Feb. 27-28	Feb. 26-27	Feb. 25-26
	Holt Arena	Holt Arena	Ford Idaho Center	Holt Arena	Holt Arena
BOYS BASKETBALL	Feb. 29-March 2	Mar. 6-8	Mar. 5-7	Mar. 4-6	Mar. 2-4
5A	Ford Idaho Center	Ford Idaho Center	Ford Idaho Center	Ford Idaho Center	Ford Idaho Center
4A	Rocky Mountain H.S.	Rocky Mountain H.S.	Rocky Mountain H.S.	Rocky Mountain H.S.	Rocky Mountain H.S.
3A	Meridian H.S.				
2A	Capital H.S.	Capital H.S.	Capital H.S.	Capital H.S.	Capital H.S.
1A DI	Vallivue H.S.	Vallivue H.S.	Vallivue H.S.	Vallivue H.S.	Vallivue H.S.
1A DII	Caldwell H.S.	Caldwell H.S.	Caldwell H.S.	Caldwell H.S.	Caldwell H.S.
DEBATE	March 8-9	Mar. 14-15	Mar. 13-14	Mar. 12-13	Mar. 10-11
	Middleton H.S.	District IV	District III	District V	District III
SPEECH	April 12-13	Apr. 11-12	Apr. 10-11	Apr. 9-10	Apr. 7-8
	Jerome H.S.	District VI	District III	District V	District I
GOLF	May 13-14	May 12-13	May 11-12	May 17-18	May 15-16
3A	Twin Lakes GC (Timberlake host)	District IV (Buhl)	District III (Homedale)	District I/II	District V
2A	Circling Raven GC (St. Maries host)	District IV (Declo)	District III (Cole Valley)	District I/II	District V
SOFTBALL	May 16-18	May 15-17	May 14-16	May 20-22	May 18-20
5A	Post Falls H.S.	Eagle H.S.	Coeur d'Alene/Lake City H.S.	Thunder Ridge H.S.	Post Falls H.S.
4A	Coeur d'Alene/Lake City H.S.	Skyview H.S.	Post Falls H.S.	Blackfoot H.S.	Coeur d'Alene/Lake City H.S.
3A	Moscow H.S.	Skyview H.S.	Filer H.S.	American Falls H.S.	Timberlake H.S.
2A	Orofino H.S.	Nampa Christian H.S.	Orofino H.S.	Capell Park (Malad host)	Moscow H.S.
1A	Genesee H.S.	Quad Park, Caldwell	Moscow (Pottlatch host)	Quad Park, Caldwell	Genesee H.S.
TENNIS	May 17-18	May 16-17	May 15-16	May 21-22	May 19-20
5A	Boise Racquet Club	Appleton Tennis Complex	Appleton Tennis Complex	Boise Racquet Club	Boise Racquet Club
4A	Appleton Tennis Complex	Boise Racquet Club	Boise Racquet Club	Appleton Tennis Complex	Appleton Tennis Complex
3A	Ridgevue H.S.	Ridgevue H.S.	Ridgevue H.S.	Ridgevue H.S.	Ridgevue H.S.
TRACK	May 17-18	May 16-17	May 15-16	May 21-22	May 19-20
5A/4A	Mountain View H.S.	Mountain View H.S.	Mountain View H.S.	Mountain View H.S.	Mountain View H.S.
3A/2A/1A	Middleton H.S.	Middleton H.S.	Middleton H.S.	Middleton H.S.	Middleton H.S.



EAGLE HIGH SCHOOL

574 N. Park Lane, Eagle, Idaho 83616 ♦ 208-350-4235 ♦ Fax: 208-350-4254

IHSAA Board of Directors

Eagle High School is proposing a modification to rule 12-1. We are requesting the number of special events increase from 2 to 3 events for all 5A and 6A Golf participants. When the golf season was moved from the Spring to the Fall for the 5A and 6A Classifications, one of the unintended consequences was the ability of higher-level golfers to compete in regional and national events on a limited basis. These events primarily take place during the Fall season, and due to the restriction of only being able to participate in 2 special events, our best golfers are being forced to choose between participating in High School Golf or playing in Special Events. Idaho is seeing an increase in the ability level of our best high school golfers, and in order for these student-athletes to increase their national junior rankings, they have to participate in regional and national events. National Junior rankings are extremely important when our golfers are being recruited by colleges and universities. We believe by increasing the number of special events from 2 to 3, this will give our golfers the ability to play in enough special events to help their national junior ranking and ability to be recruited, while at the same time allowing them the opportunity to play for their local High School teams. Golf is unique in that Junior rankings directly affect a student-athletes ability to be recruited to the top postsecondary schools. We have polled all 5A and 6A golf coaches in the State, and based on all responses received, there is an overwhelming majority that are in support of 3 special events for golf. We have included the results of the survey. To be clear, we do not want special events to overtake participating for school teams in local events. We strongly believe there is value in participating for High School teams in local tournaments and league events in order to represent your team in the District and State Tournament. The goal is to be able to retain our highest-level golfers on our golf teams and provide the highest level of competition for our student-athletes at our statewide tournaments. Thank you for your time and consideration.

Sincerely



Tony Brulotte
Activities Director
Eagle High School

Wednesday, January 24, 2024 at 14:48:55 Mountain Standard Time

Subject: FW: Joining Idaho conversation

Date: Wednesday, January 24, 2024 at 11:57:33 AM Mountain Standard Time

From: Idaho High School Activities Association

To: Ty Jones

For you...

From: Nick Ketterling <nick.ketterling@adriansd.org>

Date: Wednesday, January 24, 2024 at 11:33 AM

To: "admin@idhsaa.org" <admin@idhsaa.org>

Subject: Joining Idaho conversation

Good morning IHSAA directors,

My name is Nick Ketterling and I am the Superintendent in the Adrian School District in Adrian Oregon. I am emailing you because I would like to have a conversation about Adrian possibly joining Idaho and the WIC for athletics in the near future. There are many concerns and questions about whether 8-man football will be around in two years within our state. I know we have a great relationship with the WIC as we play many teams in various sports each year. I know this idea was brought up and ultimately rejected a few years ago before I moved from Idaho to take this position. We are exploring all of our options and just want what is best for our student athletes. I would greatly appreciate having a conversation with you.

Thank you for your time and consideration

--



Nick Ketterling
Superintendent
Adrian School District
305 Owyhee Ave. Adrian, OR 97901
P: 541-372-2337 | F: 541-372-5516
E: nick.ketterling@adriansd.org

MaxPreps
Winter Seeding Review

BASKETBALL OVERVIEW

	<u>2022 Girls</u>		<u>2023 Girls</u>		<u>2024 Girls</u>	
1-4 seeds advance 1 st Round	20/24	83%	16/24	67%	23/24	96%
Teams ranked 1-4 finished w/trophy	19/24	79%	17/24	71%	18/24	75%
#1 seeds were champions	3/6	50%	3/6	50%	2/6	33%
#2 seeds were champions	2/6	33%	NA		3/6	50%
#3 seeds were champions	1/6	17%	2/6	33%	NA	
#6 seeds were champions	NA		1/6	17%	1/6	17%
#1 seeds advanced to the semi-finals	6/6	100%	6/6	100%	6/6	100%
#2 seeds advanced to the semi-finals	6/6	100%	4/6	67%	6/6	100%
#7 seeds played on Saturday	1/6	17%	2/6	33%	1/6	17%
#8 seeds played on Saturday	1/6	17%	0/6	0%	1/6	17%

	<u>2022 Boys</u>		<u>2023 Boys</u>		<u>2024 Boys</u>	
1-4 seeds advance 1 st Round	19/24	79%	22/24	92%	20/24	83%
Teams ranked 1-4 finished w/trophy	16/24	67%	19/24	79%	17/24	71%
#1 seeds were champions	2/6	33%	2/6	33%	4/6	67%
#2 seeds were champions	1/6	17%	2/6	33%	2/6	33%
#3 seeds were champions	1/6	17%	2/6	33%	NA	
#4 seeds were champions	1/6	17%	NA		NA	
#5 seeds were champions	1/6	17%	NA		NA	
#1 seeds advanced to the semi-finals	5/6	83%	6/6	100%	6/6	100%
#2 seeds advanced to the semi-finals	6/6	100%	5/6	83%	6/6	100%
#7 seeds played on Saturday	1/6	17%	1/6	17%	5/6	83%
#8 seeds played on Saturday	2/6	33%	1/6	17%	2/6	33%

Girls Records by Seeding

2022		2023		2024	
1 Seed – 15-3	.833	1 Seed – 13-5	.722	1 Seed – 13-5	.722
2 Seed – 13-5	.722	2 Seed – 8-8	.500	2 Seed – 14-4	.777
3 Seed – 11-7	.611	3 Seed – 12-7	.631	3 Seed – 10-8	.555
4 Seed – 10-8	.555	4 Seed – 11-7	.611	4 Seed – 11-7	.611
5 Seed – 8-9	.470	5 Seed – 10-8	.555	5 Seed – 8-9	.470
6 Seed – 6-11	.352	6 Seed – 10-9	.526	6 Seed – 7-10	.412
7 Seed – 2-11	.153	7 Seed – 3-11	.214	7 Seed – 1-12	.076
8 Seed – 1-12	.076	8 Seed – 0-12	.000	8 Seed – 2-11	.153

Boys Records by Seeding

2022		2023		2024	
1 Seed – 13-5	.722	1 Seed – 14-4	.778	1 Seed – 16-2	.888
2 Seed – 11-7	.611	2 Seed – 14-4	.778	2 Seed – 13-5	.722
3 Seed – 11-7	.611	3 Seed – 14-4	.778	3 Seed – 9-8	.529
4 Seed – 8-8	.500	4 Seed – 7-11	.389	4 Seed – 8-9	.470
5 Seed – 11-7	.661	5 Seed – 7-11	.389	5 Seed – 8-9	.470
6 Seed – 7-10	.412	6 Seed – 7-10	.411	6 Seed – 2-12	.153
7 Seed – 2-11	.153	7 Seed – 2-11	.153	7 Seed – 7-10	.411
8 Seed – 3-11	.214	8 Seed – 1-12	.077	8 Seed – 3-11	.214

TALKING POINTS

* Data entry (timely)

* Post season tournaments added in 2024

* Data entry (complete)

* Out of state tournaments

5A CLASSIFICATION

Girls Basketball

Boys Basketball

2022 5A 7 of Top 8 in tournament

2022 5A 8 of Top 10 in tournament

Finish ***Ranking***

- | | |
|------------------|----|
| 1) Timberline | #2 |
| 2) Boise | #5 |
| 3) Lake City | #1 |
| 4) Thunder Ridge | #3 |

Finish ***Ranking***

- | | |
|---------------|----|
| 1) Owyhee | #2 |
| 2) Centennial | #8 |
| 3) Rigby | #5 |
| 4) Madison | #3 |

2023 5A 8 of top 10 in tournament

2023 5A 8 of Top 11 in tournament

Finish ***Ranking***

- | | |
|-------------------|----|
| 1) Coeur d'Alene | #1 |
| 2) Rocky Mountain | #7 |
| 3) Boise | #4 |
| 4) Rigby | #3 |

Finish ***Ranking***

- | | |
|--------------|----|
| 1) Lake City | #1 |
| 2) Meridian | #7 |
| 3) Mt. View | #3 |
| 4) Owyhee | #2 |

2024 5A 8 of top 9 in tournament - #8

2024 5A 7 of Top 9 in tournament #11

Finish ***Ranking***

- | | |
|------------------|----|
| 1) Coeur d'Alene | #4 |
| 2) Lake City | #2 |
| 3) Boise | #1 |
| 4) Owyhee | #6 |

Finish ***Ranking***

- | | |
|---------------|----|
| 1) Owyhee | #1 |
| 2) Timberline | #3 |
| 3) Madison | #4 |
| 4) Lake City | #7 |

4A CLASSIFICATION

Girls Basketball

Boys Basketball

2022 4A 8 of Top 10 in tournament

2022 4A 6 of top 8 in tournament

Finish ***Ranking***

- 1) Burley #2
- 2) Skyline #4
- 3) Blackfoot #1
- 4) Middleton #7

Finish ***Ranking***

- 1) Hillcrest #1
- 2) Pocatello #2
- 3) Middleton #4
- 4) Bishop Kelly #5

2023 4A 5 of top 6 and #10 #15 #16

2023 4A 7 of top 8 and #21

Finish ***Ranking***

- 1) Sandpoint #3
- 2) Shelley #1
- 3) Bishop Kelly #5
- 4) Pocatello #4

Finish ***Ranking***

- 1) Hillcrest #1
- 2) Pocatello #2
- 3) Blackfoot #3
- 4) Twin Falls #5

2024 4A 7 of top 9 and #14

2024 4A 7 of top 10 and #16

Finish ***Ranking***

- 1) Shelley #1
- 2) Skyline #3
- 3) Pocatello #2
- 4) Bishop Kelly #5

Finish ***Ranking***

- 1) Pocatello #1
- 2) Hillcrest #2
- 3) Bishop Kelly #3
- 4) Twin Falls #5

3A CLASSIFICATION

Girls Basketball

Boys Basketball

2022 3A Top 6 teams in tournament

2022 3A Top 7 in tournament

Finish ***Ranking***

Finish ***Ranking***

1) Sugar-Salem #1
2) Teton #3
3) Snake River #2
4) Weiser #4

1) Kimberly #5
2) McCall-Donnelly #2
3) Marsh Valley #1
4) Homedale #6

2023 3A 6 of top 7 & #10 #17

2023 3A 7 of top 10 in tournament #14

Finish ***Ranking***

Finish ***Ranking***

1) Snake River #1
2) Timberlake #2
3) Teton #6
4) Weiser #5

1) Sugar-Salem #2
2) Bonners Ferry #1
3) Teton #3
4) Fruitland #6

2024 3A 4 of top 6 & #10-13

2024 3A Top 7 in tournament #12

Finish ***Ranking***

Finish ***Ranking***

1) Snake River #2
2) Teton #1
3) Timberlake #3
4) Filer #6

1) Bonners Ferry #2
2) Teton #5
3) Snake River #1
4) Kimberly #7

2A CLASSIFICATION

Girls Basketball

Boys Basketball

2022 2A Top 6 teams in tournament

2022 2A 7 of top 9 in tournament

Finish ***Ranking***

- | | |
|-----------------|----|
| 1) Cole Valley | #3 |
| 2) Aberdeen | #4 |
| 3) Grangeville | #1 |
| 4) Soda Springs | #6 |

Finish ***Ranking***

- | | |
|------------------|----|
| 1) Melba | #4 |
| 2) St. Maries | #3 |
| 3) North Fremont | #1 |
| 4) Bear Lake | #7 |

2023 2A 7 of top 8 and #12

2023 2A Top 5 in tournament #10, #12, #17

Finish ***Ranking***

- | | |
|-----------------|----|
| 1) Melba | #1 |
| 2) Soda Springs | #2 |
| 3) West Side | #5 |
| 4) Ririe | #4 |

Finish ***Ranking***

- | | |
|----------------|----|
| 1) Bear Lake | #2 |
| 2) Melba | #1 |
| 3) St. Maries | #4 |
| 4) Cole Valley | #3 |

2024 2A 8 of top 9

2024 2A 6 of top 9 in tournament #11, #13

Finish ***Ranking***

- | | |
|------------------|----|
| 1) Bear Lake | #2 |
| 2) North Fremont | #4 |
| 3) Cole Valley | #3 |
| 4) Melba | #5 |

Finish ***Ranking***

- | | |
|--------------------|----|
| 1) Ambrose | #2 |
| 2) Cole Valley | #1 |
| 3) Nampa Christian | #3 |
| 4) North Fremont | #4 |

1A DII CLASSIFICATION

Girls Basketball

Boys Basketball

2022 1A DII 6 of the Top 7 in tournament

2022 1A DII 6 of top 9 in tournament

Finish ***Ranking***

1) Rockland #1
2) Council #2
3) Deary #5
4) Kendrick #4

Finish ***Ranking***

1) Rockland #3
2) Camas County #1
3) Council #5
4) North Gem #4

2023 1A DII 6 of Top 7 #11 #18

2023 1A DII 5 of top 6 in tournament #12, #13, #17

Finish ***Ranking***

1) Council #6
2) Dietrich #4
3) Rockland #2
4) Kendrick #3

Finish ***Ranking***

1) Kendrick #3
2) Richfield #1
3) Rockland #2
4) Council #5

2024 1A DII 8 of Top 10

2024 1A DII 7 of top 8 in tournament #10

Finish ***Ranking***

1) Kendrick #2
2) Dietrich #1
3) Deary #4
4) Rockland #8

Finish ***Ranking***

1) Camas County #1
2) Kendrick #2
3) Cascade #5
4) Rockland #4

1A DI CLASSIFICATION

Girls Basketball

Boys Basketball

2022 1A DI 7 of Top 11 in tournament

2022 1A DI 6 of top 8 in tournament

Finish ***Ranking***

- 1) Lapwai #1
- 2) Prairie #3
- 3) Butte County #2
- 4) Oakley #5

Finish ***Ranking***

- 1) Lapwai #1
- 2) Kamiah #2
- 3) Grace #3
- 4) Rimrock #6

2023 1A DI Top 5 and #12 #14 #15

2023 1A DI 7 of top 9 in tournament #12, #16

Finish ***Ranking***

- 1) Raft River #3
- 2) Oakley #5
- 3) Prairie #2
- 4) Grace #4

Finish ***Ranking***

- 1) Lakeside #3
- 2) Lapwai #1
- 3) Grace #2
- 4) Potlatch #6

2024 1A DI 6 of top 8 & #12; #16

2024 1A DI 8 of top 10 in tournament

Finish ***Ranking***

- 1) Grace #1
- 2) Lapwai #3
- 3) Prairie #5
- 4) Murtaugh #4

Finish ***Ranking***

- 1) Lapwai #1
- 2) Lakeside #3
- 3) Potlatch #2
- 4) Victory Charter #8

IHSAA FINANCIAL STATEMENT @ 05/30/24

	2022-23 YE Actuals	2022-23 YTD	2023-24 Budget	2023-24 YTD	% OF BUDGET
REVENUE					
GENERAL					
Sponsorships	\$686,961.29	\$500,898.35	\$685,000.00	\$520,343.27	76%
Catastrophic Insurance	143,318.00	143,318.00	142,000.00	139,622.00	98%
Memberships	92,620.00	92,620.00	94,000.00	94,016.00	100%
Activity Cards	246,514.00	246,816.00	240,000.00	247,932.00	103%
Interest/Dividends	18,285.16	11,410.00	2,500.00	29,245.87	1170%
Fines	50.00	50.00	0.00	675.00	0%
Publication Ads	0.00	0.00	0.00	0.00	0%
Misc. Publications	0.00	0.00	0.00	0.00	0%
Misc. Income	5,069.35	4,815.66	4,000.00	870.00	22%
All Star Percent	0.00	0.00	0.00	0.00	0%
Hall of Fame	7,452.55	7,452.55	6,500.00	5,673.55	87%
Donations	0.00	0.00	0.00	0.00	0%
TOTAL GENERAL	\$1,200,270.35	\$1,007,380.56	\$1,174,000.00	\$1,038,377.69	88%
OFFICIALS					
Registration Fees	\$44,535.22	\$44,544.22	\$45,000.00	\$36,804.14	82%
Rule Books	130.00	130.00	150.00	120.00	80%
Spirit Tech Judge Reg.	320.00	320.00	200.00	105.00	53%
Speech Arts Fees	0.00	0.00	0.00	0.00	0%
TOTAL OFFICIALS	\$44,985.22	\$44,994.22	\$45,350.00	\$37,029.14	82%
ACTIVITIES					
Football	\$266,383.56	\$266,383.56	\$260,000.00	\$286,343.02	110%
Volleyball	69,954.35	69,954.35	57,500.00	70,737.02	123%
Cross Country	12,110.00	12,110.00	7,500.00	5,935.00	0%
Swimming	13,826.50	13,826.50	13,000.00	12,550.15	97%
Boys Basketball	340,598.30	340,598.30	340,000.00	363,644.85	107%
Girls Basketball	151,538.42	151,538.42	150,000.00	152,627.40	102%
Wrestling	141,832.00	141,832.00	140,000.00	150,184.70	107%
Soccer	64,205.59	64,205.59	70,000.00	90,642.20	129%
Track	79,834.50	72,380.50	75,000.00	55,889.95	75%
Softball	57,218.50	47,751.50	45,000.00	26,556.10	59%
Dance/Cheer	94,524.24	94,524.24	90,000.00	106,634.90	118%
Speech Arts	100.00	100.00	100.00	425.00	425%
Programs	28,944.22	26,577.22	30,000.00	25,979.71	87%
Vendor Fees	3,340.00	3,340.00	3,500.00	1,800.00	0%
Merchandise Rights	0.00	0.00	0.00	0.00	0%
Ball Contract	0.00	0.00	0.00	0.00	0%
Broadcast/Ticketing Rights	59,283.00	21,683.00	95,000.00	69,245.45	73%
YEA Management	26,000.00	19,500.00	26,500.00	13,260.00	50%
Revenue Share	0.00	0.00	10,000.00	0.00	0%
TOTAL ACTIVITIES	\$1,409,693.18	\$1,346,305.18	\$1,413,100.00	\$1,432,455.45	101%
TOTAL REVENUE	\$2,654,948.75	\$2,398,679.96	\$2,632,450.00	\$2,507,862.28	95%

IHSAA FINANCIAL STATEMENT @ 05/30/24

	2022-23 YE Actuals	2022-23 YTD	2023-24 Budget	2023-24 YTD	% OF BUDGET
EXPENSES					
GENERAL					
Publications	\$542.52	\$440.66	\$500.00	\$376.61	75%
Committees	10,402.99	10,402.99	6,000.00	5,585.38	93%
Board of Directors	61,287.03	54,535.98	60,000.00	45,603.44	76%
Office Supplies	5,302.13	4,397.50	6,500.00	6,398.89	98%
Repair & Maintenance	19,389.06	18,019.99	8,000.00	10,288.11	129%
Xerox Mntnce Agrmnt	6,984.28	5,403.89	6,000.00	10,247.51	171%
Printing	1,113.24	1,071.09	1,750.00	3,222.77	184%
Dues & Subscrip.	9,765.82	9,400.86	10,000.00	9,152.27	92%
Public Relations	4,015.00	3,525.00	3,500.00	2,220.00	63%
Property Tax Expense	0.00	0.00	0.00	0.00	0%
Miscellaneous	6,311.58	5,189.35	5,500.00	4,187.15	76%
Intern	3,500.00	3,100.00	4,000.00	4,260.00	107%
Equipment/Furniture	14,299.29	8,049.29	10,000.00	14,829.92	148%
Automobile	3,752.41	3,528.95	3,500.00	3,987.94	114%
Utilities	10,643.64	10,237.52	7,500.00	6,012.07	80%
Telephone/Internet	10,412.54	9,578.06	10,000.00	6,121.24	61%
Bank Charges/NSF Checks	295.91	283.19	300.00	144.16	48%
Travel	33,612.39	29,394.31	35,000.00	27,849.81	80%
Catastrophic Ins.	171,345.11	171,345.11	172,000.00	174,305.66	101%
Legal	5,829.62	5,316.35	10,000.00	1,233.00	12%
Accounting	9,345.00	9,345.00	10,000.00	10,250.00	103%
Postage	6,106.57	5,840.29	6,500.00	4,454.05	69%
Hall of Fame	20,926.36	20,926.36	22,000.00	22,902.33	104%
Insurance	12,656.00	12,656.00	13,000.00	15,749.00	121%
Website Expense	6,445.00	6,445.00	7,000.00	6,195.00	89%
TOTAL GEN. EXP.	\$434,283.49	\$408,432.74	\$418,550.00	\$395,576.31	95%
PERSONNEL					
Salaries	\$450,391.34	\$411,894.75	\$472,500.00	\$437,535.33	93%
Payroll Taxes	88,227.48	80,671.12	88,000.00	82,552.08	94%
Employee Benefits	87,368.65	80,037.60	94,000.00	78,391.20	83%
Contract Labor	5,600.00	4,400.00	5,000.00	5,850.00	117%
Education/Training	380.00	380.00	2,000.00	99.00	5%
TOTAL PERSONNEL	\$631,967.47	\$577,383.47	\$661,500.00	\$604,427.61	91%
OFFICIALS					
Rule Books	\$34,913.98	\$34,913.98	\$37,500.00	\$44,691.28	119%
Rules Clinics	24,746.31	24,298.83	25,000.00	27,142.36	109%
Background Checks	0.00	0.00	0.00	0.00	0%
Officials Training	0.00	0.00	2,500.00	1,415.87	0%
Officials Insurance	36,970.00	36,970.00	42,000.00	40,872.00	97%
TOTAL OFFICIALS	\$96,630.29	\$96,182.81	\$107,000.00	\$114,121.51	107%
PAGE TOTALS	\$1,162,881.25	\$1,081,999.02	\$1,187,050.00	\$1,114,125.43	

IHSAA FINANCIAL STATEMENT @ 05/30/24

	2022-23 YE Actuals	2022-23 YTD	2023-24 Budget	2023-24 YTD	% OF BUDGET
EXPENSES CONT'D.					
TOTALS FORWARD	\$1,162,881.25	\$1,081,999.02	\$1,187,050.00	\$1,114,125.43	
ACTIVITIES					
Referees/Judges	\$269,333.59	\$265,476.15	\$285,000.00	\$264,466.60	93%
Team Reimbursements	104,016.44	104,016.44	110,000.00	115,374.98	105%
On-Site Expenses	616,903.59	588,423.31	565,400.00	609,896.96	108%
Programs	9,434.92	9,434.92	10,000.00	0.00	0%
Awards	104,871.31	104,585.16	105,000.00	117,726.38	112%
Sweatshirts	244,812.94	244,812.94	235,000.00	185,126.88	79%
Milk/Milk Crew	11,282.00	11,282.00	12,000.00	9,480.00	0%
Interscholastic Star/SAC	28,065.34	12,272.92	28,000.00	17,211.90	61%
Sales Tax	74,171.99	67,248.19	75,000.00	72,412.91	97%
Pixellot Reimbursement	0.00	0.00	20,000.00	25,054.88	125%
TOTAL ACTIVITIES	\$1,462,892.12	\$1,407,552.03	\$1,445,400.00	\$1,416,751.49	98%
Amortization Expense					
Depreciation Expense	\$49,263.00				
GRAND TOTAL EXP.	\$2,675,036.37	\$2,489,551.05	\$2,632,450.00	\$2,530,876.92	96%
TOTAL REVENUE	\$2,654,948.75	\$2,398,679.96	\$2,632,450.00	\$2,507,862.28	95%
TOTAL EXPENSES	\$2,675,036.37	\$2,489,551.05	\$2,632,450.00	\$2,530,876.92	96%
PROFIT/LOSS	(\$20,087.62)	(\$90,871.09)	\$0.00	(\$23,014.64)	



Youth Endowment for Activities Report JUNE 2024



Account balance as of 4/30/24:	\$4,988,660
Est. Dividend Distribution:	\$150,000 <i>(increase of approx \$30,000 over 2022-23)</i> + \$25,000 <i>(.5%) divided equally between fully vested schools</i>
Total number of vested schools:	78

Recent YEA Board Action:

- Disbursement Formula – Proposed Modification
 - The YEA Board is considering changes to the current distribution policies for vested schools.
 - If approved, it would allow fully-vested schools to retain donations and jamboree income as well as shift the percentage distributed for vested schools vs earned disbursements at State events.
 - Target implementation would be 2025-26.

- New YEA Board Members
 - Matt Holtry, Homedale principal, will replace Dave Davies for Dist III.
 - Angie Lakey-Campbell, Hansen superintendent, will replace Brady Dickenson for Dist IV.
 - Travis Schwab, Madison SD asst superintendent, will replace Chad Williams for Dist VI.



IDAHO HIGH SCHOOL ACTIVITIES ASSOCIATION

Serving Idaho's Youth Since 1926

Ty Jones, Executive Director

Julie Hammons, Assistant Director Mike Federico, Assistant Director

8011 Ustick Road Boise, ID 83704

Phone #: (208) 375-7027 Fax #: (208) 322-5505

website: idhsaa.org e-mail: admin@idhsaa.org

2023-24 Schools of Excellence

The Idaho High School Activities Association is pleased to announce the 2023-2024 winners of the "Schools of Excellence" program. This yearlong, voluntary program in which schools earn points based on their student-athletes' performance in athletics, academics and sportsmanship is the top award for the IHSAA and its member schools. The top three schools in each classification with the best overall programs will be recognized at the IHSAA Annual Meeting, July 31st.

5A	Eagle High School 2 nd place – Timberline High School	Susan McInerny, Principal; Tony Brulotte, AD 3 rd place – Rocky Mountain High School
4A	Bishop Kelly High School 2 nd place – Twin Falls High School	Sarah Quilici, Principal; Tom Shanahan, AD 3 rd place – Canyon Ridge High School
3A	Kimberly High School 2 nd place – Sugar-Salem High School	Darin Gonzales, Principal; Zach Dong, AD 3 rd place – Buhl High School
2A	Declo High School 2 nd place – Malad High School	Roland Bott, Principal; Jennifer Murdock, AD 3 rd place – Sun Valley Community School
1A Div I	Grace High School 2 nd place – Oakley High School	Bryan Jensen, Principal; Travis Draper, AD 3 rd place – Potlatch High School
1A Div II	Rockland High School 2 nd place – Camas County High School	Greg Larson, Principal; Andrew Nelson, AD 3 rd place – Cascade High School

The three major areas of high school activities are weighted equally in determining recipients of the award.

- The Academic Component is based on the varsity team's cumulative GPA as submitted on the State Academic Champions application for all IHSAA sponsored sports/activity programs.
- The Performance Component is based on place of finish at IHSAA-sponsored state championships and activity program competitions.
- The Citizenship Component is based on a school's self-evaluation of their citizenship/sportsmanship activities as submitted on an itemized form. Deductions are made by the IHSAA for player and/or coach unsportsmanlike ejections and also for unsportsmanlike school behavior at state tournaments.

In addition to the primary awards, schools that score 90% on the Citizenship Component and have no player/coach ejections throughout the year or incidents of unsportsmanlike school behavior at state tournaments will receive an "Award of Excellence" certificate. The 2023-2024 Award of Excellence schools are Bonneville, Burley, Canyon Ridge, Century, Columbia, Lakeland, Pocatello, Kimberly, Sugar-Salem, Malad, Genesee, Cascade, Highland (Craigmont).

**SCHOOLS OF EXCELLENCE
2023-2024**

YEAR-END STANDINGS	Fall ACA	Fall ATH	Winter ACA	Winter ATH	Spring ACA	Spring ATH	Activity ACA	Activity PERF	TOTAL ACA	TOTAL ATH	YEAR Total	Year Ejections	Citizen Comp	FINAL TOTAL
4A														
Bishop Kelly	935	845	450	275	535	480	450	200	2370	1800	4170	2 PL	1121	5291
Twin Falls	915	750	505	85	525	500	0	260	1945	1595	3540	1 C, 1 Sp	1100	4640
Canyon Ridge	880	450	430	0	530	75	430	125	2270	650	2920		1200	4120
Century	895	75	535	75	535	250	360	190	2325	590	2915		1200	4115
Pocatello	890	262	515	340	535	182	0	190	1940	974	2914		1127	4041
Lakeland	850	255	500	238	520	0	340	0	2210	493	2703		1171	3874
Bonneville	880	95	525	175	520	75	440	0	2365	345	2710		1127	3837
Columbia	780	0	420	175	515	0	440	160	2155	335	2490		1200	3690
Burley	870	95	515	85	535	75	0	0	1920	255	2175		1127	3302
Preston	530	260	540	160	350	90	175	0	1595	510	2105		954	3059
Skyview	710	325	420	90	530	335	355	150	2015	900	2915			2915
Sandpoint	900	610	425	75	530	325	0	0	1855	1010	2865	3 PL, 1 Sp, State		2865
Idaho Falls	450	585	430	90	535	255	0	155	1415	1085	2500	1 PL		2500
Blackfoot	725	150	535	258	540	165	0	0	1800	573	2373			2373
Jerome	860	85	515	150	530	0	0	175	1905	410	2315			2315
Wood River	880	175	0	0	535	235	360	85	1775	495	2270	2 PL		2270
Emmett	690	160	505	0	510	150	0	75	1705	385	2090	3 PL		2090
Shelley	690	75	430	270	530	0	0	75	1650	420	2070			2070
Ridgevue	595	0	430	150	515	165	0	165	1540	480	2020	4 PL, 2 C		2020
Vallivue	700	225	415	0	515	0	0	0	1630	225	1855	1 PL		1855
Moscow	865	165	345	0	0	260	0	0	1210	425	1635			1635
Skyline	455	573	0	170	0	75	0	75	455	893	1348	1 C, State		1348
Minico	0	85	500	250	0	150	0	0	500	485	985			985
Hillcrest	0	95	0	165	0	260	0	160	0	680	680			680
Mountain Home	0	75	0	0	0	0	0	275	0	350	350	1 PL, 1 C, 2 Sp		350
Renaissance	0	0	0	0	0	0	0	170	0	170	170			170
Caldwell	0	75	0	75	0	0	0	0	0	150	150	2 PL, 1 C		150

**SCHOOLS OF EXCELLENCE
2023-2024**

YEAR-END STANDINGS 5A	Fall ACA	Fall ATH	Winter ACA	Winter ATH	Spring ACA	Spring ATH	Activity ACA	Activity PERF	TOTAL ACA	TOTAL ATH	YEAR Total	Year Ejections	Citizen Comp	FINAL TOTAL
Eagle	910	743	535	323	540	335	445	80	2430	1481	3911	1 PL	1175	5086
Timberline-B	900	690	450	180	540	425	445	155	2335	1450	3785	2 PL	1150	4935
Rocky Mountain	880	680	515	150	530	335	445	245	2370	1410	3780	2 PL, 1 C	1085	4865
Boise	890	745	515	90	540	385	355	75	2300	1295	3595	4 PL	1100	4695
Owyhee	880	335	535	380	540	270	435	225	2390	1210	3600	1 PL (State)	1075	4675
Highland-P	915	475	435	100	535	250	450	290	2335	1115	3450	1 PL, 1 C	1042	4492
Lake City	890	430	435	180	530	75	435	0	2290	685	2975	1 Sp	1135	4110
Rigby	880	75	520	225	535	260	360	275	2295	835	3130	2 PL, 1 C	897	4027
Meridian	885	88	515	100	530	0	0	0	1930	188	2118	2 PL, State	1050	3168
Post Falls	845	90	505	95	520	0	0	0	1870	185	2055	1 PL, 1 C, 1	1060	3115
Mountain View	895	555	445	243	535	260	0	150	1875	1208	3083	2 PL, 1 C		3083
Coeur d'Alene	915	710	345	250	525	225	0	95	1785	1280	3065	1 PL		3065
Kuna	860	0	510	0	525	75	0	0	1895	75	1970	1 PL, 2 C	959	2929
Middleton	885	225	525	225	525	240	0	0	1935	690	2625			2625
Capital	895	0	515	75	520	175	435	0	2365	250	2615	2 PL, 2 C		2615
Madison	895	175	435	328	535	0	0	165	1865	668	2533			2533
Centennial	785	225	510	75	515	160	0	75	1810	535	2345	3 PL		2345
Borah	715	75	525	0	530	250	0	165	1770	490	2260	2 PL		2260
Lewiston	875	150	430	90	515	75	0	0	1820	315	2135			2135
Thunder Ridge	875	235	515	75	0	225	0	165	1390	700	2090	1 C		2090
Nampa	685	0	510	165	525	0	0	0	1720	165	1885	1 PL, 1 C		1885

**SCHOOLS OF EXCELLENCE
2023-2024**

YEAR-END STANDINGS 3A	Fall ACA	Fall ATH	Winter ACA	Winter ATH	Spring ACA	Spring ATH	Activity ACA	Activity PERF	TOTAL ACA	TOTAL ATH	YEAR Total	Year Ejections	Citizen Comp	FINAL TOTAL	FINAL %
Kimberly	700	485	440	238	525	560	350	75	2015	1358	3373		1100	4473	81%
Sugar-Salem	555	395	440	100	720	505	0	0	1715	1000	2715		1100	3815	72%
Buhl	495	150	330	95	500	0	0	0	1325	245	1570	1 PL	1022	2592	52.9%
Snake River	540	345	445	418	530	235	0	155	1515	1153	2668			2668	52.3%
Fruitland	540	325	450	175	710	425	0	0	1700	925	2625	1 PL		2625	48%
Weiser	530	248	435	170	700	510	0	0	1665	928	2593	1 PL		2593	47%
McCall-Donnelly	540	320	345	75	520	175	85	75	1490	645	2135			2135	44%
Payette	325	0	500	0	580	0	0	0	1405	0	1405	1 PL	863	2268	42.0%
Marsh Valley	535	165	435	150	535	225	0	90	1505	630	2135	2 PL		2135	41.9%
Filer	510	75	255	160	520	285	0	95	1285	615	1900			1900	38.8%
Teton	0	280	425	425	535	235	0	0	960	940	1900			1900	37.3%
Timberlake	495	240	330	165	330	240	0	0	1155	645	1800			1800	36.7%
Homedale	270	163	175	153	360	285	0	0	805	601	1406	2 PL (1 State)		1406	29%
American Falls	0	90	435	345	0	0	0	150	435	585	1020			1020	20%
CDA Charter	0	150	0	0	0	225	0	250	0	625	625			625	13%
South Fremont	0	175	175	85	0	150	0	0	175	410	585			585	12%
Parma	0	75	0	75	0	350	0	0	0	500	500	1 PL		500	10.2%
Bonnars Ferry	0	150	0	100	0	245	0	0	0	495	495			495	10.1%
Gooding	0	0	0	0	0	150	0	0	0	150	150			150	3%

**SCHOOLS OF EXCELLENCE
2023-2024**

YEAR-END STANDINGS	Fall ACA	Fall ATH	Winter ACA	Winter ATH	Spring ACA	Spring ATH	Activity ACA	Activity PERF	TOTAL ACA	TOTAL ATH	YEAR Total	Year Ejections	Citizen Comp	FINAL TOTAL	FINAL %
2A															
Declo	630	255	445	345	625	265	180	0	1880	865	2745	1 PL	975	3720	76%
Malad	445	270	525	175	270	260	180	0	1420	705	2125		964	3089	69%
Sun Valley Comm Sch	290	180	90	0	450	250	0	0	830	430	1260	State	729	1989	50%
Nampa Christian	375	310	270	90	360	335	0	0	1005	735	1740	1 PL		1740	44%
Grangeville	520	150	345	75	435	245	0	0	1300	470	1770	1 Sp		1770	42%
Firth	530	150	350	240	265	245	0	0	1145	635	1780			1780	40%
Soda Springs	360	175	510	75	435	175	0	75	1305	500	1805	1 PL		1805	40%
North Fremont	365	263	190	255	270	165	0	0	825	683	1508			1508	38%
Bear Lake	360	150	435	185	445	75	0	0	1240	410	1650			1650	38%
Cole Valley	0	255	175	185	440	355	0	0	615	795	1410			1410	34%
West Side	265	100	430	160	260	165	0	0	955	425	1380			1380	32%
Ririe	355	95	345	0	345	75	0	80	1045	250	1295			1295	29%
Melba	0	188	350	85	255	160	0	0	605	433	1038			1038	25%
Compass Charter	280	0	180	0	180	100	0	0	640	100	740			740	19%
North Star Charter	180	95	170	0	260	0	0	0	610	95	705			705	18%
West Jefferson	365	0	350	0	0	0	0	0	715	0	715			715	17%
Aberdeen	0	75	250	75	0	235	0	0	250	385	635	1 PL		635	15%
New Plymouth	0	0	250	170	0	90	0	0	250	260	510	1 PL		510	13%
Ambrose	270	0	0	100	0	100	0	0	270	200	470			470	12%
Kellogg	0	75	0	165	0	75	0	75	0	390	390			390	10%
Orofino	0	0	0	75	0	250	0	0	0	325	325	1 PL, 1 Sp		325	8%
St. Maries	0	0	0	150	0	75	0	0	0	225	225			225	5%
Idaho Arts Charter	0	0	0	100	0	0	0	75	0	175	175			175	4%
Wendell	0	85	0	0	0	90	0	0	0	175	175			175	4%
Salmon	0	0	0	75	0	75	0	0	0	150	150			150	4%
Priest River	0	75	0	0	0	0	0	0	0	75	75			75	2%
Magic Valley	0	0	0	0	0	0	0	0	0	0	0			0	0%
Marsing	0	0	0	0	0	0	0	0	0	0	0			0	0%
Sage International	0	0	0	0	0	0	64	0	0	0	0			0	0%

**SCHOOLS OF EXCELLENCE
2023-2024**

YEAR-END STANDINGS 1A DIV I	Fall ACA	Fall ATH	Winter ACA	Winter ATH	Spring ACA	Spring ATH	Activity ACA	Activity PERF	TOTAL ACA	TOTAL ATH	YEAR Total	Year Ejections	Citizen Comp	FINAL TOTAL	FINAL %
Grace	350	363	350	175	260	165	0	0	960	703	1663		598	2261	69%
Oakley	380	170	445	320	180	75	0	0	1005	565	1570		655	2225	64%
Potlatch	250	75	340	90	255	185	85	0	930	350	1280		713	1993	60%
Genesee	175	75	175	0	260	100	0	0	610	175	785		780	1565	52%
Glenns Ferry	165	0	345	0	255	160	0	0	765	160	925	1 PL, 1 C	714	1639	50%
Prairie	265	75	185	90	260	173	0	0	710	338	1048			1048	35%
Victory Charter	280	190	180	85	85	75	0	0	545	350	895			895	30%
Challis	0	85	260	0	180	310	0	0	440	395	835			835	27.8%
Liberty Charter	180	75	180	150	90	150	0	0	450	375	825			825	27.5%
Raft River	285	100	280	0	90	95	0	0	655	195	850			850	27%
Murtaugh	0	165	260	85	0	90	0	0	260	340	600			600	19%
Valley	0	150	0	150	0	170	0	0	0	470	470			470	16%
Troy	270	100	0	0	0	75	0	0	270	175	445			445	14.8%
Logos	0	163	180	0	0	100	0	0	180	263	443			443	14.8%
Notus	0	75	170	0	85	75	0	0	255	150	405	1 PL		405	14%
Lighthouse Christian	0	0	170	0	0	75	0	95	170	170	340			340	11.3%
Clearwater Valley	0	0	0	0	0	330	0	0	0	330	330			330	11.0%
Lapwai	0	0	0	195	0	75	0	0	0	270	270			270	9.0%
Kamiah	90	75	90	0	0	0	0	0	180	75	255			255	8.5%
Butte County	0	175	0	75	0	0	0	0	0	250	250			250	8%
Centennial Baptist	0	0	165	0	0	0	0	0	165	0	165			165	6%
Greenleaf Friends	0	75	0	0	0	75	0	0	0	150	150			150	5.0%
Idaho City	0	0	0	0	0	150	0	0	0	150	150	1 PL		150	5.0%
Rimrock	0	75	0	75	0	0	0	0	0	150	150			150	5.0%
Lakeside	0	0	0	95	0	0	0	0	0	95	95	1 PL		95	3.2%
Genesis Prep	0	0	0	0	0	90	0	0	0	90	90	1 Sp		90	3.0%
Riverstone Int'l	90	0	0	0	0	0	0	0	90	0	90			90	3.0%
Wallace	0	85	0	0	0	0	0	0	0	85	85			85	2.8%
Vision Charter	0	0	0	0	0	75	0	0	0	75	75			75	2.5%
Carey	0	0	0	0	0	0	0	0	0	0	0			0	0%
Castleford	0	0	0	0	0	0	0	0	0	0	0	1 Sp		0	0%
Gem State Academy	0	0	0	0	0	0	0	0	0	0	0			0	0%
Hansen	0	0	0	0	0	0	0	0	0	0	0	1 Sp		0	0%
Shoshone	0	0	0	0	0	0	0	0	0	0	0			0	0%
Wilder	0	0	0	0	0	0	0	0	0	0	0			0	0%
Xavier Charter	0	0	0	0	0	0	0	0	0	0	0			0	0%

**SCHOOLS OF EXCELLENCE
2023-2024**

YEAR-END STANDINGS 1A DIV II	Fall ACA	Fall ATH	Winter ACA	Winter ATH	Spring ACA	Spring ATH	Activity ACA	Activity PERF	TOTAL ACA	TOTAL ATH	YEAR Total	Year Ejections	Citizen Comp	FINAL TOTAL	FINAL %
Rockland	375	263	180	170	90	100	0	0	645	533	1178		520	1698	65%
Camas County	355	95	180	100	85	0	0	0	620	195	815		513	1328	55%
Cascade	170	0	270	90	270	0	0	0	710	90	800		556	1356	52%
Highland-C	180	0	170	0	85	0	155	0	590	0	590		571	1161	46%
Kendrick	190	175	0	195	0	190	0	0	190	560	750			750	31%
Dietrich	170	150	170	95	85	0	0	0	425	245	670	1 Sp		670	28%
Garden Valley	0	150	180	75	170	75	0	0	350	300	650			650	27%
Grace Lutheran	100	90	185	0	180	0	0	0	465	90	555			555	23%
Mackay	0	85	180	75	0	0	0	0	180	160	340	1 PL		340	14.2%
Deary	0	75	90	165	0	0	0	0	90	240	330			330	13.8%
Tri-Valley	0	160	0	75	0	88	0	0	0	323	323			323	13%
Council	0	95	90	75	0	0	0	0	90	170	260	1 PL		260	10.8%
Leadore	0	0	185	75	0	0	0	0	185	75	260			260	10.8%
North Gem	0	0	170	0	85	0	0	0	255	0	255	1 Sp		255	10.6%
Horseshoe Bend	0	100	0	0	0	0	0	0	0	100	100			100	4.2%
Bliss	0	0	0	0	90	0	0	0	90	0	90	1 Sp		90	3.8%
Richfield	0	0	0	0	85	0	0	0	85	0	85	1 PL		85	3.5%
Hagerman	0	88	0	0	0	0	0	0	0	88	88	2 Sp		88	3.4%
Timberline-W	0	0	0	0	80	0	0	0	80	0	80			80	3.3%
Clark Fork	0	0	0	75	0	0	0	0	0	75	75			75	3.1%
Mullan	0	75	0	0	0	0	0	0	0	75	75			75	3.1%
Salmon River	0	0	0	75	0	0	0	0	0	75	75			75	3.1%
Watersprings School	0	0	0	75	0	0	0	0	0	75	75			75	3.1%
Clark County	0	0	0	0	0	0	0	0	0	0	0			0	0%
Culdesac	0	0	0	0	0	0	0	0	0	0	0			0	0%
Forge Int'l (Sage Middleton)	0	0	0	0	0	0	0	0	0	0	0			0	0%
ISDB	0	0	0	0	0	0	0	0	0	0	0			0	0%
Kootenai	0	0	0	0	0	0	0	0	0	0	0			0	0%
Meadows Valley	0	0	0	0	0	0	0	0	0	0	0			0	0%
Nezperce	0	0	0	0	0	0	0	0	0	0	0			0	0%
Sho-Ban	0	0	0	0	0	0	0	0	0	0	0			0	0%
St John Bosco	0	0	0	0	0	0	0	0	0	0	0			0	0%
Taylor's Crossing	0	0	0	0	0	0	0	0	0	0	0			0	0%

Idaho High School Activities Association 2024 Administrative Meetings

Date	Site	Time	Attendees
District I			
September 5	North Idaho College	9:30 am- 11:30 am	New Principals & ADs
		11:30 am-1:00 pm	All Principals & ADs
District II			
September 4	LCSC	8:00 am – 10:00 am	New Principals & ADs
		10:00 am – 12:30 pm	All Principals & ADs
District III			
August 5	IHSAA Office	8:00 am-10:00 am	New Principals & ADs
6A/5A			
September 12	IHSAA Office	8:00 am-9:30 am	All Principals & ADs
4A/3A			
August 7	Fruitland H.S. (Library)	10:00 am-11:30 am	All Principals & ADs
2A – WIC			
August 22	IHSAA	12:30 pm- 2:00 pm	All Principals & ADs
1A - Longpin			
August 27	Council High School	10:00 am-11:30 am	All Principals & ADs
District IV			
August 21	Holiday Inn by Jakers	9:00-11:00 am	New Principals & ADs
		11:00 am-12:30 pm	All Principals & ADs
District V			
August 20	Pocatello HS Library	9:30 am- 11:30 am	New Principals & ADs
		11:30 am - 1:00 pm	All Principals & ADs
District VI			
August 19	Idaho Falls High School	9:00 am-11:00 am	New Principals & ADs
		11:00 am-12:30 pm	All Principals & ADs

Administrative meetings cover all new IHSAA rule changes for principals and athletic directors



2023-24 SPORTS STATE RULES CLINICS

Dates, Times, Sites & Clinicians

FOOTBALL

Dist. I	Aug. 6	6:00 p.m. (Officials)	Woodland Middle School	Roger Stewart
	Aug. 7	6:00 p.m. (Coaches)	On-Line	Roger Stewart
Dist. II	Aug. 1	7:00 p.m.	Lewiston High School	Corky Fazio
Dist. III	Jul. 31	7:00 p.m. (Officials)	Sawtooth Middle School	Greg Tuttle
	Aug. 1	7:00 p.m. (Coaches)	Sawtooth Middle School	Greg Tuttle
Dist. IV	Aug. 5	6:00 p.m. (Coaches)	Twin Falls High School	Kenny Lively
	Aug. 5	7:00 p.m. (Officials)	Twin Falls High School	Kenny Lively
Dist. V	Aug. 1	6:30 p.m.	Pocatello High School	Palmer/Bates
Dist. VI	Aug. 8	6:00 p.m. (Coaches)	Thunder Ridge Auditorium	Marshall Marlor
	Aug. 8	7:00 p.m. (Officials/Coaches)	Thunder Ridge Auditorium	Marshall Marlor
ONLINE	Aug. 15	6:00 p.m. MT	www.anymeeting.com/ihssa	Scott Orr

SOCCER

Dist. I	Aug. 6	6:00 p.m. (Officials)	Windermere Office	Tony Norris
	Aug. 6	7:30 p.m. (Coaches)	Windermere Office	Tony Norris
Dist. II	Jul. 30	7:00 p.m.	Moscow High School	Owen Vassell
	Aug. 6	7:00 p.m.	Lewiston High School	Owen Vassell
Dist. III	Aug. 6	7:00 p.m.	Ada County Sheriff's Office	Riley Jones
	Aug. 7	7:00 p.m.	Ada County Sheriff's Office	Riley Jones
Dist. IV	Aug. 2	6:00 p.m. (Coaches)	Twin Falls High School	Jerry Black
	Aug. 2	7:00 p.m. (Officials)	Twin Falls High School	Jerry Black
Dist. V	Aug. 13	6:30 p.m.	Highland High School	Bob Arnold
Dist. VI	Aug. 8	6:00 p.m. (Coaches)	Thunder Ridge Lecture Hall	Marlon Cruz
	Aug. 8	7:00 p.m. (Officials)	Thunder Ridge Lecture Hall	Marlon Cruz
ONLINE	Aug. 12	5:30 p.m. MT	www.anymeeting.com/ihssa	Riley Jones

VOLLEYBALL

Dist. I	Aug. 12	6:00 p.m. (Officials)	ID Parks & Rec Center	Rayna Longstreet
		6:30 p.m. (Officials & Coaches)	ID Parks & Rec Center	Rayna Longstreet
Dist. II	Aug. 1	7:00 p.m.	Lewiston High School	Kally McFee
Dist. III	Aug. 5	6:00 p.m. (Coaches)	TBD	Carmen Hartley/Fawn
	Aug. 6	6:00 p.m. (Officials)	TBD	Carmen Hartley/Fawn
Dist. IV	Aug. 5	6:00 p.m. (Officials)	Twin Falls High School	Tiffany Jordan
	Aug. 5	7:00 p.m. (Coaches)	Twin Falls High School	Tiffany Jordan
Dist. V	Aug. 13	6:30 p.m. (Coaches)	Edahow Elementary	Crawford/Horrocks
	Aug. 14	6:30 p.m. (Officials)	Edahow Elementary	Crawford/Horrocks
Dist. VI	Aug. 8	6:00 p.m. (Officials & Coaches)	Thunder Ridge Cafeteria	Tyler Pincock
ONLINE	Aug. 10	6:00 p.m. MT	www.anymeeting.com/ihssa	Carmen Hartley

SWIMMING

Dist. I	Aug. 6	6:30 p.m.	On-Line	Michelle Sobek
	Aug. 22	6:30 p.m.	On-line	Michelle Sobek
Dist. III	Jul. 23	6:30 p.m. (Coaches)	Dillabaugh's Flooring	Aaron Tabor
	Aug. 8	6:30 p.m. (Officials)	On-Line	Deb Hill
Dist. IV	Aug. 1	6:00 p.m.	Jerome High School	Christi Gillmore
Dist. V	Aug. 1	6:00 p.m.	On-Line	Karen Homstad
Dist. VI	Aug. 8	7:00 p.m.	Thunder Ridge Band Room	Glenn Roth
ONLINE	Aug. 14	6:30 p.m. MT	www.anymeeting.com/ihssa	Deb Hill

CHEER

Dist. I	Jul. 31	6:00 p.m.	Timberlake High School	Chad Cloud
Dist. II	Aug. 1	7:00 p.m.	Lewiston High School	Heidi Hagen
Dist. III	Aug. 7	7:00 p.m.	Meridian High School	Marshanne Bates
Dist. IV	Aug. 2	6:00 p.m.	Twin Falls High School	Sharlene Taylor
Dist. V	Aug. 13	6:00 p.m.	Pocatello High School	Jessica Gallup
Dist. VI	Aug. 13	7:00 p.m.	District #91 CTE Center	Cathy Owens
ONLINE	Aug. 9	6:45 p.m.	www.anymeeting.com/ihssa	Lisa Hahle

DANCE

Dist. I	Jul. 31	6:00 p.m.	Timberlake High School	Brianna White
Dist. II	Aug. 1	7:00 p.m.	Lewiston High School	Katie Ball
Dist. III	Aug. 7	6:00 p.m.	Skyview High School	Annie Calhoun
Dist. IV	Aug. 7	6:00 p.m.	Declo High School	Julie Silcock
Dist. V	Aug. 13	6:30 p.m.	Pocatello High School	Gallup/Hanoano
Dist. VI	Aug. 8	7:00 p.m.	Thunder Ridge Choir Room	Krista Briggs
ONLINE	Aug. 9	6:45 p.m.	www.anymeeting.com/ihssa	Lisa Hahle

BASKETBALL

Dist. I	Oct. 21	6:00 p.m. (Officials)	ID Parks and Rec Center	Rayna Longstreet
	Oct. 21	6:30 p.m. (Officials & Coaches)	ID Parks and Rec Center	Rayna Longstreet

Dist. II	Oct. 22	7:00 p.m.	Lewiston High School	Darren Malm
Dist. III	Oct. 2	7:00 p.m. (Coaches & Officials)	Fruitland High School	Brad Schmidt
	Oct. 7	7:00 p.m. (Coaches & Officials)	Columbia High School	Brad Schmidt
Dist. IV	Oct. 28	7:00 p.m.	Canyon Ridge High School	Randy Winn
Dist. V	Oct. 22	7:00 p.m.	Century High School	Harding/Palmer
Dist. VI	Oct. 14	6:00 p.m. (Coaches)	Thunder Ridge Auditorium	Eric Boyce
	Oct. 14	7:00 p.m. (Officials)	Thunder Ridge Auditorium	Eric Boyce
ONLINE	Oct. 28	7:00 p.m.	www.anymeeting.com/ihxaa	Greg Harding

WRESTLING

Dist. I	Oct. 22	7:00 p.m.	Pointe Pest Control	Greg See
Dist. II	Oct. 24	7:00 p.m.	Lewiston High School	Dan Lejameyer
Dist. III	Oct. 14	7:00 p.m.	Columbia HS Library	Jon Cook
	Oct. 16	7:00 p.m.	Payette High School	Jon Cook
Dist. IV	Oct. 18	7:00 p.m.	Canyon Ridge High School	Clint Milliron
Dist. V	Oct. 17	7:00 p.m.	Century High School	Zach Phelps
Dist. VI	Oct. 14	7:00 p.m.	Thunder Ridge Cafeteria	Dale Gardner
ONLINE	Oct. 29	6:00 p.m.	www.anymeeting.com/ihxaa	Ryan Wood

BASEBALL

Dist. I	Feb. 10	6:00 p.m. (Umps & Coaches)	Coeur d'Alene HS Library	Josh Behrens
Dist. II	Feb. 11	7:00 p.m.	Lewiston High School	Ken Hobart
Dist. III	Feb. 10	6:00 p.m. (Coaches)	Sawtooth Middle School	John Shinoskie
		7:00 p.m. (Officials)	Sawtooth Middle School	John Shinoskie
Dist. IV	Feb. 15	7:00 p.m.	Canyon Ridge High School	Gary Krumm
Dist. V	Feb. 25	7:00 p.m.	Century High School	Gary Carlson
Dist. VI	Feb. 25	7:00 p.m. (Coaches)	Thunder Ridge Lecture Hall	Mike Colson
	Mar. 4	7:00 p.m. (Officials)	Thunder Ridge Lecture Hall	Mike Colson
ONLINE	Feb. 28	7:00 p.m.	www.anymeeting.com/ihxaa	Mike Federico

Softball

Dist. I	Feb. 6	6:00 p.m. (Umps & Coaches)	Coeur d'Alene High School Rm 232	Ted Yurek
Dist. II	Feb. 11	7:00 p.m.	Lewiston High School	Rodney Snarr
Dist. III	Feb. 3	7:00 p.m. (Coaches & Officials)	Middleton High School	Ted Pettet
Dist. IV	Feb. 15	6:00 p.m.	Canyon Ridge High School	Gary Krumm
Dist. V	Feb. 25	6:00 p.m.	Century High School	Gary Carlson
Dist. VI	Feb. 25	8:00 p.m. (Coaches)	Thunder Ridge Lecture Hall	Heather Hunzeker
	Mar. 4	8:00 p.m. (Officials)	Thunder Ridge Lecture Hall	Heather Hunzeker
ONLINE	Feb. 28	7:00 p.m.	www.anymeeting.com/ihxaa	Ted Yurek

TRACK

Dist. I	Feb. 5	7:00 p.m.	Post Falls High School	Wade Quesnell
Dist. II	Feb. 11	7:00 p.m.	Lewiston High School	Keith Stuffle
Dist. III	Feb. 18	7:00 p.m. (Coaches & Officials)	Mountain View HS	Dave Mills
Dist. IV	Feb. 21	6:00 p.m.	Valley High School	Brian Hardy
Dist. V	Feb. 25	7:00 p.m.	Century High School	Rich Condie
Dist. VI	Feb. 25	7:00 p.m.	Rigby High School	James Parrish
ONLINE	Feb. 27	7:00 p.m.	www.anymeeting.com/ihxaa	

2023-2024 Idaho Concussion Totals

FALL

Sport	# of Schools offering Activity	# of Participants	While participating in games AND/OR practices, how many total concussions were diagnosed by a certified health care professional?
Girls Golf (5A/4A)	44	410	1
Boys Golf (5A/4A)	45	697	11
Volleyball	150	3994	63
Football	136	7667	538
Girls Cross Country	127	1401	3
Boys Cross Country	132	1912	0
Girls Soccer	73	2077	92
Boys Soccer	73	2407	51
Girls Swim	52	609	0
Boys Swim	51	608	2
Totals		21782	761

WINTER

Sport	# of Schools offering Activity	# of Participants	While participating in games AND/OR practices, how many total concussions were diagnosed by a certified health care professional?
Girls Basketball	147	3022	105
Boys Basketball	147	3873	65
Girls Wrestling	94	678	55
Boys Wrestling	100	2885	152
Cheer	108	2035	96
Dance	46	782	5
Totals		13275	478

SPRING

Sport	# of Schools offering Activity	# of Participants	While participating in games AND/OR practices, how many total concussions were diagnosed by a certified health care professional?
Boys Track	127	4486	9
Girls Track	127	3574	10
Baseball	88	2313	17
Softball	84	1809	39
Boys Tennis	50	1068	0
Girls Tennis	49	1070	1
Boys Golf (2A/3A)	53	494	0
Girls Golf (2A/3A)	51	282	0
Totals		15096	76

IHSAA 6-Year Concussion Totals & Trends (2018-2024)

FALL

Sport	2018-19			2019-20			2020-21			2021-22			2022-23			2023-24			Average number of participants	Average number of diagnosed concussions*
	Schools Offering	Number of Participants	Diagnosed concussions*	Schools Offering	Number of Participants	Diagnosed concussions*	Schools Offering	Number of Participants	Diagnosed concussions*	Schools Offering	Number of Participants	Diagnosed concussions*	Schools Offering	Number of Participants	Diagnosed concussions*	Schools Offering	Number of Participants	Diagnosed concussions*		
Fall Golf****	--	--	--	--	--	--	--	--	--	--	--	--	46	1062	0	--	--	--	46.0	0.0
Girls Fall Golf (4A/5A)	--	--	--	--	--	--	--	--	--	--	--	--	--	--	--	44	410	1	410.0	1.0
Boys Fall Golf (4A/5A)	--	--	--	--	--	--	--	--	--	--	--	--	--	--	--	45	697	11	697.0	11.0
Volleyball	154	3952	86	151	3953	80	158	4074	64	155	4037	63	153	3982	67	150	3994	63	3998.7	70.5
Football	136	7290	650	136	7310	618	139	7905	506	138	7862	507	139	7925	557	136	7667	538	7659.8	562.7
Girls Cross Country	118	1477	2	117	1534	7	128	1430	1	126	1447	1	129	1383	2	127	1401	3	1445.3	2.7
Boys Cross Country	120	1926	1	121	1899	2	130	1882	3	128	1884	3	130	1805	1	132	1912	0	1884.7	1.7
Girls Soccer	78	2272	130	77	2261	137	77	2145	94	77	2139	95	75	2132	153	73	2077	92	2171.0	116.8
Boys Soccer	75	2223	81	75	2300	81	78	2285	51	78	2304	53	74	2347	51	73	2407	51	2311.0	61.3
Girls Swim	46	660	2	52	675	4	50	783	4	49	771	4	49	672	0	52	609	0	695.0	2.3
Boys Swim	47	583	3	49	587	4	53	634	1	52	628	1	48	586	1	51	608	2	604.3	2.0
Totals		20383	955		20519	933		21138	724		21072	727		21894	832		21782	761	21131.3	822.0

WINTER

Sport	2018-19			2019-20**			2020-21			2021-22			2022-23			2023-24			Average number of participants	Average number of diagnosed concussions*
	Schools Offering	Number of Participants	Diagnosed concussions*	Schools Offering	Number of Participants	Diagnosed concussions*	Schools Offering	Number of Participants	Diagnosed concussions*	Schools Offering	Number of Participants	Diagnosed concussions*	Schools Offering	Number of Participants	Diagnosed concussions*	Schools Offering	Number of Participants	Diagnosed concussions*		
Wrestling*****	102	2599	151	88	2244	139	103	2459	91	101	2843	128	110	3178	177	194	3563	207	2664.6	137.2
Girls Wrestling	--	--	--	--	--	--	--	--	--	--	--	--	--	--	--	94	678	55	678.0	55.0
Boys Wrestling	--	--	--	--	--	--	--	--	--	--	--	--	--	--	--	100	2885	152	2885.0	152.0
Girls Basketball	151	3413	149	123	2800	143	145	3150	101	149	3168	113	154	3272	108	147	3022	105	3137.5	119.8
Boys Basketball	152	3894	75	125	3206	57	148	3789	53	151	3860	71	156	3974	66	147	3873	65	3766.0	64.5
Cheer	121	2161	117	97	1803	87	111	2033	65	109	2047	110	117	2274	129	108	2035	96	2058.8	100.7
Dance	50	887	10	44	794	9	48	798	6	48	788	5	51	854	13	47	782	5	817.2	8.0
Totals		10355	351		8603	296		9770	225		9863	299		10374	316		13275	478	10373.3	327.5

SPRING

Sport	2018-19			2019-20**			2020-21			2021-22			2022-23			2023-24			Average number of participants	Average number of diagnosed concussions*
	Schools Offering	Number of Participants	Diagnosed concussions*	Schools Offering	Number of Participants	Diagnosed concussions*	Schools Offering	Number of Participants	Diagnosed concussions*	Schools Offering	Number of Participants	Diagnosed concussions*	Schools Offering	Number of Participants	Diagnosed concussions*	Schools Offering	Number of Participants	Diagnosed concussions*		
Boys Track	146	4435	14	138	4353	1	131	4258	7	133	4377	7	150	4977	14	127	4486	9	4481.0	8.7
Girls Track	146	3562	9	136	3447	2	130	3219	5	133	3330	5	150	3780	9	127	3574	10	3485.3	6.7
Baseball	107	2659	28	94	2549	4	95	2456	22	97	2524	22	108	2773	29	88	2313	17	2545.7	20.3
Softball	104	2357	47	95	2157	3	96	2039	42	98	2090	43	109	2289	48	84	1809	39	2123.5	37.0
Boys Tennis	58	1215	2	52	1183	0	52	1078	1	54	1130	1	60	1275	1	50	1068	0	1158.2	0.8
Girls Tennis	59	1143	5	52	1157	0	51	1073	2	53	1136	3	59	1211	5	49	1070	1	1131.7	2.7
Boys Golf****	103	996	1	93	921	0	90	972	0	93	1001	1	64	546	0	53	494	0	821.7	0.3
Girls Golf****	98	633	1	91	589	0	88	610	2	91	627	2	61	312	0	51	282	0	508.8	0.8
Totals		17000	107		16356	10		15705	81		16215	84		17163	106		15096	76	16255.8	77.3

*While participating in games AND/OR practices, how many total concussions were diagnosed by a certified health care professional?

**Incomplete number reporting for Winter and Spring of 2020 due to COVID-19.

***As of the 2014-2015 academic year, Cross Country data was split between Boys and Girls. Fall of 2013 did not make the distinction between Boys and Girls, so data is cumulative.

****As of the 2022-23 academic year, Boys and Girls Golf is split between Fall (4A/5A) and Spring (2A/3A). Fall of 2022 did not make the distinction between Boys and Girls, so data is cumulative.

*****As of the 2023-24 academic year, Wrestling data will be split between Boys and Girls. Fall of 2022 did not make the distinction between Boys and Girls following rule changes, so data is cumulative.

Data collected and reflected on appropriate documentation may be incomplete due to reporting.

NOTES ABOUT THE CUMULATIVE HISTORICAL DATA:

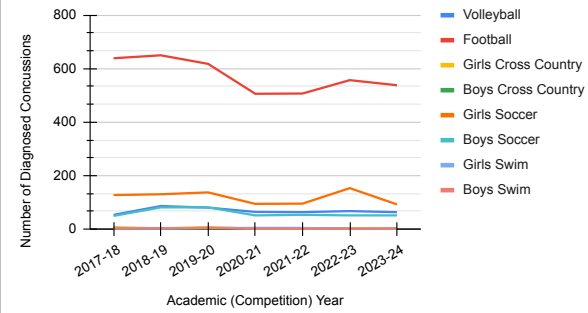
1. Compared to average participation and concussion numbers over the last 5 years, 2023-24 numbers are higher in both areas.
2. Despite lower participation numbers, concussion numbers for several sports have remained consistent (possibly lower than the previous two years and the average). These sports include Girls Basketball, Boys Basketball, Cheer, and Dance.
3. Total numbers for Wrestling this year are included above the Girls and Boys Wrestling categories for easier comparison of total numbers to previous years.

IHSAA 7-Year Concussion Totals & Trends

FALL

Sport	2017-18	2018-19	2019-20	2020-21	2021-22	2022-23	2023-24
Fall Golf***	--	--	--	--	--	0	--
Girls Fall Golf (5A/4A)	--	--	--	--	--	--	1
Boys Fall Golf (5A/4A)	--	--	--	--	--	--	11
Volleyball	53	86	80	64	63	67	63
Football	639	650	618	506	507	557	538
Girls Cross Country	7	2	7	1	1	2	3
Boys Cross Country	0	1	2	3	3	1	0
Girls Soccer	127	130	137	94	95	153	92
Boys Soccer	49	81	81	51	53	51	51
Girls Swim	3	2	4	4	4	0	0
Boys Swim	2	3	4	1	1	1	2
Totals	880	955	933	724	727	832	761

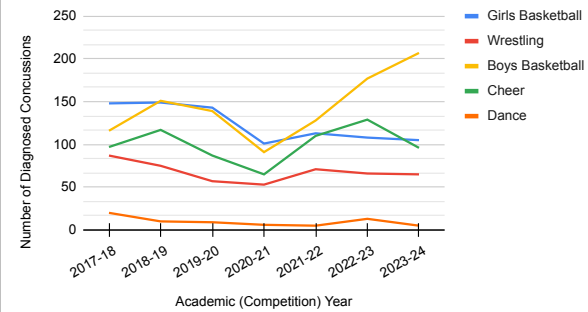
Fall Sport Concussion Trends (2017-2024)



WINTER

Sport	2017-18	2018-19	2019-20	2020-21	2021-22	2022-23	2023-24
Girls Basketball	148	149	143	101	113	108	105
Boys Basketball	87	75	57	53	71	66	65
Wrestling*	116	151	139	91	128	177	207
Girls Wrestling	--	--	--	--	--	--	55
Boys Wrestling	--	--	--	--	--	--	152
Cheer	97	117	87	65	110	129	96
Dance	20	10	9	6	5	13	5
Totals	468	502	435	316	427	493	478

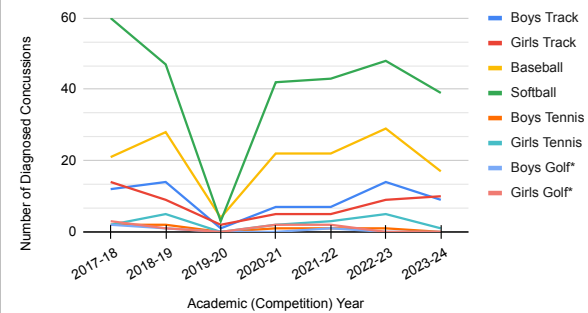
Winter Sport Concussion Trends (2017-2024)



SPRING

Sport	2017-18	2018-19	2019-20	2020-21	2021-22	2022-23	2023-24
Boys Track	12	14	1	7	7	14	9
Girls Track	14	9	2	5	5	9	10
Baseball	21	28	4	22	22	29	17
Softball	60	47	3	42	43	48	39
Boys Tennis	2	2	0	1	1	1	0
Girls Tennis	2	5	0	2	3	5	1
Boys Golf***	2	1	0	0	1	0	0
Girls Golf***	3	1	0	2	2	0	0
Totals	116	107	10	81	84	106	76

Spring Sport Concussion Trends (2017-2024)



Golf Financial Summary

	2021	2022	2022 - Fall	2023 - Spring	2023 - Fall	2024 - Spring
Income						
Gate receipts	\$0.00	\$0.00	\$0.00	\$0.00	\$0.00	\$0.00
GROSS INCOME	\$0.00	\$0.00	\$0.00	\$0.00	\$0.00	\$0.00
Expenses						
On-site expense	\$10,981.97	\$13,161.09	\$5,545.26	\$6,091.00	\$5,519.46	\$5,883.53
Awards	7,839.44	6,173.44	3,117.71	3,424.22	3,665.55	3,715.03
Sales tax	0.00	0.00	0.00	0.00	0.00	0.00
TOTAL EXPENSES	\$18,821.41	\$19,334.53	\$8,662.97	\$9,515.22	\$9,185.01	\$9,598.56
NET PROFIT/LOSS	-\$18,821.41	-\$19,334.53	-\$8,662.97	-\$9,515.22	-\$9,185.01	-\$9,598.56
Difference		-\$513.12	\$10,671.56	-\$852.25	\$330.21	-\$413.55

Softball Financial Summary

5A	2018	2019	2021	2022	2023	2024
	Capell Park	Post Falls	Mountain View	CdA/Lake City	Thunder Ridge	Post Falls
Income						
Ticket Sales	\$5,620.00	\$3,633.00	\$11,268.00	\$4,279.50	\$6,226.00	\$3,667.60
Tournament Passes	0.00	0.00	0.00	11,050.00	10,885.00	11,255.00
Program Sales	<u>213.50</u>	<u>105.00</u>	<u>0.00</u>	<u>265.50</u>	<u>337.50</u>	
GROSS INCOME	\$5,833.50	\$3,738.00	\$11,268.00	\$15,595.00	\$17,448.50	\$14,922.60
Expenses						
On Site	\$1,270.00	\$8,271.10	\$4,382.76	\$6,430.45	\$4,834.68	\$3,849.37
Programs		39.79	41.47	40.14	44.54	44.73
Awards	735.22	822.14	797.76	822.13	913.63	987.96
Officials	2,370.65	2,422.23	3,011.52	3,907.50	3,698.80	4,425.63
Sales Tax	<u>330.20</u>	<u>211.58</u>	<u>637.81</u>	<u>882.74</u>	<u>987.65</u>	<u>844.68</u>
TOTAL EXPENSES	\$4,706.07	\$11,766.85	\$8,871.32	\$12,082.96	\$10,479.30	\$10,152.37
PROFIT/LOSS	\$1,127.43	-\$8,028.85	\$2,396.68	\$3,512.04	\$6,969.20	\$4,770.23

4A	2018	2019	2021	2022	2023	2024
	Blackfoot	Coeur d'Alene	Skyview Park	Post Falls	Twin Falls	CDA/Lake City
Income						
Ticket Sales	\$6,747.00	\$3,034.00	\$11,418.00	\$5,507.50	\$9,441.00	\$2,244.80
Program Sales	<u>210.00</u>	<u>56.00</u>	<u>157.50</u>	<u>270.00</u>	<u>252.00</u>	
GROSS INCOME	\$6,957.00	\$3,090.00	\$11,575.50	\$5,777.50	\$9,693.00	\$2,244.80
Expenses						
On Site	\$3,790.00	\$4,889.27	\$3,237.00	\$4,171.03	\$4,453.50	
Programs		39.79	41.47	40.14	44.54	44.73
Awards	735.22	822.14	797.76	822.13	913.63	987.96
Officials	2,370.65	2,422.23	3,011.52	3,907.50	3,698.80	4,425.63
Sales Tax	<u>393.79</u>	<u>174.91</u>	<u>655.22</u>	<u>327.03</u>	<u>548.66</u>	<u>127.06</u>
TOTAL EXPENSES	\$7,289.66	\$8,348.34	\$7,742.97	\$9,267.83	\$9,659.13	\$5,585.38
PROFIT/LOSS	-\$332.66	-\$5,258.34	\$3,832.53	-\$3,490.33	\$33.87	-\$3,340.58

3A	2018	2019	2021	2022	2023	2024
	Bonneville	Ramsey Park	Timberline	Buhl	Blackfoot	Moscow
Income						
Ticket Sales	\$4,897.00	\$2,776.00	\$10,931.00	\$6,199.50	\$6,610.00	\$3,013.60
Program Sales	<u>182.00</u>	<u>147.00</u>	<u>182.00</u>	<u>184.50</u>	<u>324.00</u>	
GROSS INCOME	\$5,079.00	\$2,923.00	\$11,113.00	\$6,384.00	\$6,934.00	\$3,013.60
Expenses						
On Site	\$2,550.00	\$3,687.63	\$2,800.00	\$4,568.53	\$5,950.31	
Programs		33.16	41.47	40.14	44.54	44.73
Awards	735.22	822.14	797.76	822.13	913.63	987.96
Officials	2,370.65	2,422.23	3,214.92	3,580.00	3,698.80	4,425.63
Sales Tax	<u>287.49</u>	<u>165.45</u>	<u>629.04</u>	<u>361.36</u>	<u>392.49</u>	<u>170.58</u>
TOTAL EXPENSES	\$5,943.36	\$7,130.61	\$7,483.19	\$9,372.16	\$10,999.77	\$5,628.90
PROFIT/LOSS	-\$864.36	-\$4,207.61	⁷⁴ \$3,629.81	-\$2,988.16	-\$4,065.77	-\$2,615.30

Softball Financial Summary

2A	2018 OK Ward Park	2019 Moscow	2021 West Park	2022 Orofino	2023 Capell Park	2024 Orofino
Income						
Ticket Sales	\$3,653.00	\$0.00	\$10,218.00	\$4,122.00	\$6,442.00	\$2,810.80
Program Sales	227.50	0.00	35.00	229.50	162.00	
GROSS INCOME	\$3,880.50	\$0.00	\$10,253.00	\$4,351.50	\$6,604.00	\$2,810.80
Expenses						
On Site	\$1,798.97		\$2,587.00	\$3,712.50	\$6,384.49	
Programs		33.16	41.47	40.14	44.54	44.73
Awards	735.22	822.14	797.76	822.13	913.63	987.96
Officials	2,370.65	2,422.23	3,011.52	3,390.00	3,698.80	4,425.63
Sales Tax	219.65	0.00	580.36	246.31	373.81	159.10
TOTAL EXPENSES	\$5,124.49	\$3,277.53	\$7,018.11	\$8,211.08	\$11,415.27	\$5,617.42
PROFIT/LOSS	-\$1,243.99	-\$3,277.53	\$3,234.89	-\$3,859.58	-\$4,811.27	-\$2,806.62

1A	2018 Quad Park	2019 Genesee	2021 Quad Park	2022 Moscow Fields	2023 Quad Park	2024 Genesee
Income						
Ticket Sales	\$3,097.00	\$3,011.00	\$4,132.00	\$5,556.00	\$5,811.50	\$1,583.60
Program Sales	91.00	75.00	0.00	225.00	112.50	
GROSS INCOME	\$3,188.00	\$3,086.00	\$4,132.00	\$5,781.00	\$5,924.00	\$1,583.60
Expenses						
On Site	\$1,173.00	\$899.50	\$775.00	\$1,200.00	\$2,085.00	\$4,125.99
Programs		30.95	41.47	40.14	44.54	44.73
Awards	632.40	700.24	797.76	700.23	913.63	987.96
Officials	1,673.40	1,709.81	2,401.32	2,260.00	3,698.80	4,425.63
Sales Tax	180.45	174.68	233.89	327.23	335.32	89.64
TOTAL EXPENSES	\$3,659.25	\$3,515.18	\$4,249.44	\$4,527.60	\$7,077.29	\$9,673.95
PROFIT/LOSS	-\$471.25	-\$429.18	-\$117.44	\$1,253.40	-\$1,153.29	-\$8,090.35

Softball Financial Summary

	Play-in Games				Totals
	5A Prairie	5A Twin Falls	3A Burley	2A Pocatello	
Income					
Ticket Sales	\$426.45	\$361.35	\$371.70	\$821.70	\$1,981.20
Expenses					
On Site	\$190.00	\$190.00	\$130.00		\$510.00
Officials	264.68	135.22	280.54	133.00	\$813.44
Sales Tax	<u>24.14</u>	<u>20.45</u>	<u>21.04</u>	<u>46.51</u>	<u>112.14</u>
TOTAL EXPENSES	<u>\$478.82</u>	<u>\$345.67</u>	<u>\$431.58</u>	<u>\$179.51</u>	<u>\$1,435.58</u>
NET PROFIT/LOSS	-\$52.37	\$15.68	-\$59.88	\$642.19	\$545.62

Total Profit/Loss (does not include play-in games):

Current year:	-\$12,082.62
Previous year:	-\$3,252.99
2 years ago:	-\$5,827.40
3 years ago:	\$12,776.28
4 years ago:	-\$21,401.70
5 years ago:	-\$1,981.54

MaxPreps
Fall Seeding Review
2022/2023/2024

SOFTBALL

2022

5/5 100% #1 seeds were champions
13/20 65% Teams ranked 1-4 finished in the top 4
16/20 80% Top 4 seeds advanced in the opening round (1/4 in the 1A Classification)

2023

4/5 80% #1 or #2 seeds were champions 1- #6 Champion
14/20 70% Teams ranked 1-4 finished in the top 4
14/20 70% Top 4 seeds advanced in the opening round

2023

4/5 80% #1 or #2 seeds were champions 1- #7 Champion
14/20 70% Teams ranked 1-4 finished in the top 4
17/20 85% Top 4 seeds advanced in the opening round

2022

Records by Seeding

1 Seed – 23-2 .920
2 Seed – 8-10 .444
3 Seed – 8-10 .444
4 Seed – 8-10 .444
5 Seed – 7-10 .411
6 Seed – 7-10 .411
7 Seed – 5-8 .384
8 Seed – 3-8 .272

2023

Records by Seeding

1 Seed – 16-7 .696
2 Seed – 14-7 .667
3 Seed – 7-10 .412
4 Seed – 8-10 .444
5 Seed – 4-10 .286
6 Seed – 6-8 .429
7 Seed – 10-10 .500
8 Seed – 3-10 .231

2024

Records by Seeding

1 Seed – 20-7 .740
2 Seed – 14-8 .636
3 Seed – 10-10 .500
4 Seed – 10-10 .500
5 Seed – 6-10 .375
6 Seed – 5-10 .333
7 Seed – 6-9 .400
8 Seed – 4-10 .286

2022 Tournament

5A 6 of Top 7 teams in tournament

<i>Finish</i>	<i>Ranking</i>
1) Skyview	#1
2) Owyhee	#4
3) Timberline	#3
4) Eagle	#5

4A 7 of Top 10 teams in tournament

<i>Finish</i>	<i>Ranking</i>
1) Bishop Kelly	#1
2) Vallivue	#4
3) Twin Falls	#2
4) Lakeland	#8

3A 7 of Top 9 teams in tournament

<i>Finish</i>	<i>Ranking</i>
1) Homedale	#1
2) Weiser	#3
3) Buhl	#6
4) South Fremont	#7

2A 7 of top 9 teams in tournament

<i>Finish</i>	<i>Ranking</i>
1) Malad	#1
2) West Jefferson	#2
3) St. Maries	#3
4) Nampa Christian	#7

1A 6 of Top 7 teams in tournament (6 team tournament)

<i>Finish</i>	<i>Ranking</i>
1) Potlatchj	#1
2) Genesee	#5
3) Glens Ferry	#6
4) Notus	#2

2023 Tournament

5A 7 of top 9 teams in tournament

<i>Finish</i>	<i>Ranking</i>
---------------	----------------

- | | |
|------------------|----|
| 1) Owyhee | #2 |
| 2) Rigby | #7 |
| 3) Thunder Ridge | #5 |
| 4) Eagle | #1 |

4A 8 of Top 10 teams in tournament

<i>Finish</i>	<i>Ranking</i>
---------------	----------------

- | | |
|--------------|----|
| 1) Skyview | #2 |
| 2) Pocatello | #1 |
| 3) Emmett | #8 |
| 4) Hillcrest | #4 |

3A 7 of Top 8 teams in tournament

<i>Finish</i>	<i>Ranking</i>
---------------	----------------

- | | |
|-----------------|----|
| 1) Kimberly | #1 |
| 2) Marsh Valley | #7 |
| 3) Gooding | #2 |
| 4) Homedale | #3 |

2A 7 of top 8 teams in tournament

<i>Finish</i>	<i>Ranking</i>
---------------	----------------

- | | |
|--------------------------|----|
| 1) Malad | #1 |
| 2) Declo | #7 |
| 3) Nampa Christian | #3 |
| 4) Cole Valley Christian | #4 |

1A 7 of Top 7 teams in tournament

<i>Finish</i>	<i>Ranking</i>
---------------	----------------

- | | |
|----------------------|----|
| 1) Genesee | #6 |
| 2) Kendrick | #4 |
| 3) Potlatch | #1 |
| 4) Clearwater Valley | #2 |

* Kendrick #4 & Greenleaf Friends #7 were MaxPreps "at-large" berths

2024 Tournament

5A 8 of top 10 teams in tournament

Finish	Ranking
1) Borah	#7
2) Owyhee	#1
3) Timberline	#4
4) Capital	#6

4A 7 of Top 8 teams in tournament #12

Finish	Ranking
1) Pocatello	#2
2) Bishop Kelly	#1
3) Twin Falls	#4
4) Hillcrest	#3

3A 7 of Top 10 teams in tournament #13

Finish	Ranking
1) Kimberly	#1
2) Homedale	#2
3) Timberlake	#8
4) Teton	#7

2A 7 of top 9 teams in tournament #16

Finish	Ranking
1) Cole Valley	#2
2) Malad	#1
3) New Plymouth	#5
4) Declo	#4

1A 8 of Top 8 teams in tournament (2 at-large teams - #5 & #6)

Finish	Ranking
1) Genesee	#1
2) Kendrick	#3
3) Clearwater Valley	#5
4) Potlatch	#4

* Clearwater Valley #5 & Garden Valley #6 were MaxPreps "at-large" berths

2024 3A MaxPreps Final Rankings

RANK	SCHOOL	RATING	STRENGTH	WIN	LOSS
1	Kimberly	15.7737	5.2157	20	5
2	Homedale	11.8122	2.811	16	5
3	Gooding	6.6062	7.4742	12	13
4	Buhl	6.4757	3.6414	12	8
5	Marsh Valley	4.9854	0.5459	14	8
6	Parma	3.4133	-4.6182	18	6
7	Sugar-Salem	2.9293	0.9585	12	9
8	Weiser	2.8761	-1.8074	14	8
9	South Fremont	1.4698	1.0699	14	14
10	Teton	0.413	-2.0628	11	9

2024 3A RPI (Rating Percentage Index) Final Rankings

Rank	School	Rating	WP	OWP	OOWP
1	Kimberly	0.67255	0.8	0.57312	0.54651
2	Homedale	0.64975	0.7619	0.57123	0.49842
3	Marsh Valley	0.55238	0.63636	0.51867	0.49658
4	Parma	0.55107	0.75	0.43385	0.4959
5	Buhl	0.54764	0.6	0.49859	0.53272
6	Weiser	0.53957	0.63636	0.46888	0.49032
7	Gooding	0.53665	0.48	0.59305	0.53775
8	Sugar-Salem	0.52502	0.57143	0.48552	0.49391
9	South Fremont	0.49551	0.5	0.49298	0.48667
10	Timberlake	0.49273	0.63636	0.40654	0.47294

2024 1A MaxPreps Final Rankings

RANK	SCHOOL	RATING	STRENGTH	WIN	LOSS
1	Genesee	5.0509	-8.1316	14	2
2	Glenns Ferry	0.5186	-8.9121	16	6
3	Kendrick	-1.0023	-7.4474	12	6
4	Potlatch	-6.0598	-9.7193	10	9
5	Clearwater Valley	-6.763	-7.3354	7	7
6	Garden Valley	-8.1445	-11.2015	7	5
7	Idaho City	-8.319	-12.5229	11	7
8	Greenleaf Friends	-10.7668	-12.1348	9	8
9	Vision	-16.9901	-10.7912	4	10
10	Lapwai	-19.9273	-5.828	1	10

2024 1A RPI (Rating Percentage Index) Final Rankings

Rank	School	Rating	WP	OWP	OOWP
1	Genesee	0.71624	0.88235	0.55528	0.49446
2	Glenns Ferry	0.61702	0.73913	0.52346	0.48851
3	Kendrick	0.5893	0.68421	0.50006	0.50458
4	Garden Valley	0.53862	0.58333	0.51237	0.45549
5	Idaho City	0.53222	0.61111	0.46993	0.4575
6	Clearwater Valley	0.51735	0.5	0.53927	0.49685
7	Potlatch	0.49454	0.5	0.45764	0.51104
8	Greenleaf Friends	0.4908	0.52941	0.42661	0.47355
9	Vision	0.38355	0.28571	0.46276	0.46742
10	Wilder	0.32217	0.23529	0.38082	0.44917

Tennis Financial Summary

	2019	2021	2022	2023	2024
Income					
Gate receipts	\$0.00	\$0.00	\$0.00	\$0.00	\$0.00
Programs	<u>121.00</u>	<u>71.00</u>	<u>93.00</u>	<u>89.00</u>	<u>84.00</u>
GROSS INCOME	<u>\$121.00</u>	<u>\$71.00</u>	<u>\$93.00</u>	<u>\$89.00</u>	<u>\$84.00</u>
Expenses					
On-site expense	\$7,863.04	\$6,605.08	\$9,419.12	\$8,315.77	\$9,030.30
Officials	4,100.00	2,900.00	2,520.00	4,025.00	6,685.96
Awards	4,543.58	5,805.55	4,543.58	5,337.63	5,471.00
Sales tax	6.85	4.02	5.26	5.04	4.75
Program printing	<u>62.46</u>	<u>79.79</u>	<u>63.51</u>	<u>45.43</u>	<u>44.42</u>
TOTAL EXPENSES	<u>\$16,575.93</u>	<u>\$15,394.44</u>	<u>\$16,551.47</u>	<u>\$17,728.87</u>	<u>\$21,236.43</u>
NET PROFIT/LOSS	-\$16,454.93	-\$15,323.44	-\$16,458.47	-\$17,639.87	-\$21,152.43
Difference		\$1,131.49	-\$1,135.04	-\$1,181.39	-\$3,512.57

Track Financial Summary

	2019	2021	2022	2023	2024
Income					
Gate receipts	\$49,331.90	\$86,023.00	\$74,446.00	\$72,380.50	\$55,889.95
Programs	<u>2,242.00</u>	<u>906.50</u>	<u>1,716.00</u>	<u>1,567.00</u>	<u>55,889.95</u>
GROSS INCOME	<u>\$51,573.90</u>	<u>\$86,929.50</u>	<u>\$76,162.00</u>	<u>\$73,947.50</u>	<u>\$55,889.95</u>
Expenses					
On-site expense	\$21,432.36	\$24,865.76	\$79,659.85	\$58,948.54	\$57,842.08
Officials	4,615.00	3,395.00	7,938.70	5,845.00	8,558.37
Awards	13,622.06	15,603.20	13,483.20	15,141.04	16,054.54
Sales tax	2,919.28	4,920.54	4,311.06	4,185.71	3,163.58
Program printing	<u>754.03</u>	<u>707.96</u>	<u>504.21</u>	<u>573.74</u>	<u>474.90</u>
TOTAL EXPENSES	<u>\$43,342.73</u>	<u>\$49,492.46</u>	<u>\$105,897.02</u>	<u>\$84,694.03</u>	<u>\$86,093.47</u>
NET PROFIT/LOSS	\$8,231.17	\$37,437.04	-\$29,735.02	-\$10,746.53	-\$30,203.52
Difference		\$29,205.87	-\$67,172.06	\$18,988.49	-\$19,456.99

2024 Hall of Fame Banquet
July 31st 6:30 p.m.
Boise Centre



Banquet

Entrée: Steak

Program

Processional 6:30 pm

Introductions Announcer TBD (office staff & 23-24 Board)

Welcome Past President Heath Jackson

Invocation President Mark Kress

Door Prizes

District I \$100 cash _____

District II _____

District III _____

District IV _____

District V _____

District VI _____

Other _____

Awards

Interscholastic Star

Spirit of Sport Award

Official of the Year

Distinguished Service Awards

Memorial Awards

H/F Inductees

Closing Remarks

Recessional 9:00 pm



**Idaho High School Activities Association
Student Advisory Council
2024-2025**

District I

Luke Neary	Senior	Lake City HS	Deanne Clifford, Principal
Sydney Hinthorn	Senior	Bonnars Ferry HS	Lisa Iverson, Principal
Malia Miller	Junior	Timberlake HS	Ryne Eberlin, Principal

District II

*Owen Tiegs	Senior	Moscow HS	Erik Perryman, Principal
Kelsee Hunt	Senior	Kamiah HS	David Harrington, Principal
Makayla Herman	Senior	Genesee HS	Kelly Caldwell, Principal
Trinity Bonebrake	Junior	Lewiston HS	Kevin Driskill, Principal
Hali Anderson	Junior	Kendrick HS	Steve Kirkland, Principal
Nathan Tweit	Junior	Kendrick HS	Steve Kirkland, Principal
Chloe Grieser	Junior	Genesee HS	Kelly Caldwell, Principal
Kairys Grant	Junior	Nezperce HS	Misti Cook, Principal

District III

*Carlos Valdez	Senior	Bishop Kelly HS	Sarah Quilici, Principal
*Johanna Serrato	Senior	Caldwell HS	Anita Wilson, Principal
Hunter Hastie	Senior	Cambridge HS	Anthony Butler, Principal
Alison Turcke	Senior	Boise HS	Deborah Watts, Principal
Dylan O'Brien	Junior	Nampa Christian HS	Jim Eisnetrager, Principal
Kaitlyn McGee	Junior	Ridgevue HS	Robert Gwyn, Principal
Beckham Basham	Junior	Centennial HS	Jason Robarge, Principal
Samantha Parsons	Junior	Payette HS	Kurt Taylor, Principal
Beatrice Grant	Junior	Bishop Kelly HS	Sarah Quilici, Principal

District IV

*Nayeli Juarez	Senior	Wendell HS	Justin Alsterlund, Principal
*Brooklyn De Vries	Senior	Hagerman HS	Bill Hicks, Principal
*Thomas Harper	Senior	Raft River HS	Eric Boden, Principal
*Madison Spriggs	Senior	Glenns Ferry HS	Robert Spriggs, Principal
Joshua Hardy	Senior	Valley HS	Risa Moffitt, Principal
Zeidy Reynaga	Junior	Glenns Ferry HS	Robert Spriggs, Principal
Kierra Thompson	Junior	Buhl HS	Shari Moulton, Principal

District V

*Lydia Howell	Senior	Marsh Malley HS	Roland Amendola, Principal
*Hayven Holyoak	Senior	Preston HS	Clint Peery, Principal
Kimberli Jensen	Junior	North Gem HS	Todd Shumway, Principal
Bibinee Knapp	Junior	Preston HS	Clint Peery, Principal

District VI

*Bryce Johnson	Senior	South Fremont HS	Drex Hathaway, Principal
Hayley Little	Junior	Teton HS	Samuel Zogg, Principal

* Two-year member



IDAHO HIGH SCHOOL ACTIVITIES ASSOCIATION

Serving Idaho's Youth Since 1926

Ty Jones, Executive Director

Julie Hammons, Assistant Director Mike Federico, Assistant Director

8011 Ustick Road Boise, ID 83704

Phone #: (208) 375-7027 Fax #: (208) 322-5505

website: idhsaa.org e-mail: admin@idhsaa.org

IHSAA selects Six Interscholastic Stars

BOISE, Idaho (May 28 ,2024) — The Idaho High School Activities Association have named six high school juniors as the 2023-2024 recipients of its annual Interscholastic Star Student Recognition Awards.

This scholarship program is sponsored First Federal Bank and the Idaho High School Activities Association. Established in 1992 to recognize and reward outstanding students who participate in high school athletics and activities while contributing within to their school and community.

Calyn Permann (Rockland HS); Autum Martinez (Clearwater Valley HS); Nayeli Juarez (Wendell HS); Ashlyn Lloyd (Fruitland HS); Katlyn Wyne (Columbia HS); Tayana Powell (Owyhee HS) have been selected from a large field of outstanding Idaho students nominated by their schools Principal.

Calyn Permann was also selected as the “Idaho Star” for 2024 and will grace the back covers of the 24-25 state tournament programs.

Nominees for the scholarships are exemplary students who:

- Through their participation, strengthen interscholastic sports and activities programs.
- Are active contributors to school and community organizations and programs.
- Are good citizens and positive role models for their peers.
- Promote the ideals of good sportsmanship and citizenship.

Each application includes an essay, recommendations from school administrators, and descriptions of athletic and activity participation and service to school and community.

Each Interscholastic Star receives a \$1,000 scholarship to the college of their choice. A \$500 check is also given to each Interscholastic Star’s school. Runner’s up at each level receive a \$500 scholarship. The Idaho Star receives an additional \$1500 scholarship

All six Interscholastic Stars are leaders in their schools and communities:

- **1A DII Star – Calyn Permann:** A multiple sport athlete at Rockland HS, Calyn has participated in Volleyball, Basketball and Track. She is active in Music, Cheer, Drama while participating in FFA and Student Government. She also participates in the schools Pep Club and Sources of Strength program.
- **1A DI Star – Autum Martinez:** Autum has been a part of the Volleyball and Softball teams at Clearwater Valley HS. She is a member of the Student Government, Drama and Music programs. She also is leader in her community through Idaho County Ambassadors and Kids for Community.
- **2A Star – Nayeli Juarez:** A three sport athlete at Wendell HS, where she is a captain in all three sports. Nayeli is also involved in Student Government, Cheer and FFA. As a member of the Student Council, Nayeli helped sponsor a canned food drive for children at Christmas.
- **3A Star – Ashlyn Lloyd:** Ashlyn has participated in Soccer, Basketball and Track at Fruitland HS. She enjoys music, drama and marching band. Ashlyn is a member of FFA and has assisted in the “Grizzly Corridor” program which created a donation center in Fruitland.
- **4A Star – Katlyn Wyne:** A state and national competitor for the Columbia Dance team, Katlyn has also participated for the State XC and Track teams while in high school. She is a member of Student Council and NHS where she volunteered with a triathlon and painted a daycare center.
- **5A Star – Tayana Powell:** As an active member of the Owyhee HS Speech and Debate teams, Tayana’s leadership has helped the school qualify for state and nationals. She participates in Tennis, HOSA and other clubs, such as NHS which will include a service trip to Guatemala.

About the IHSAA

Founded in 1926, the Idaho High School Activities Association coordinates, supervises, and directs interscholastic activities that enhance and protect the total educational process of all student participants. Its activities and programs are formulated to promote citizenship and the academic missions of schools. Visit www.idhsaa.org for more information.

Total Eligibility Waivers 2023-24					
	Total	Varsity	JV	Deny	Appeals
Total	186	124	58	4	17
Academic	14	5	8	1	1
5thYear	0	0	0	0	0
Other	172	119	66	5	16

Total Appeals 2023-24				
Original Ruling	Total	Appeal Ruling for Varsity	Appeal Ruling for JV	Appeal Ruling to Deny
Total	17	9	8	0

April 3, 2024

Idaho High Schools Activities Association Board of Directors

Dear Directors,


I am writing on behalf of the Region III Superintendents to convey our full support for the proposed initiative aimed at achieving equitable representation within the Idaho High School Athletic Association (IHSAA).

Undoubtedly, all stakeholders involved in student activities recognize the profound benefits that extracurricular and co-curricular programs offer to students. However, given the geographical expanse of our state and the varying sizes of our school districts, it is imperative to maintain a balanced representation on the Board. This proposal presents a pragmatic approach to ensuring that a diverse range of perspectives informs the crucial decisions that the IHSAA deliberates on an annual basis.

The Region III Superintendents thoroughly discussed this proposal during our recent meeting on March 13th and voiced our endorsement for this initiative. While we acknowledge that achieving perfect parity may be an elusive goal, we believe it is incumbent upon us to enhance our current situation.

We sincerely appreciate your attention to this matter and welcome any further inquiries or assistance you may require.

Warm regards,

A handwritten signature in black ink, appearing to read "Coby Dennis", written in a cursive style.

Coby Dennis
President – Region III Superintendents



IDAHO HIGH SCHOOL ACTIVITIES ASSOCIATION

Serving Idaho's Youth Since 1926

Ty Jones, Executive Director

Julie Hammons, Assistant Director Mike Federico, Assistant Director

8011 Ustick Road Boise, ID 83704

Phone #: (208) 375-7027 Fax #: (208) 322-5505

website: idhsaa.org e-mail: admin@idhsaa.org

May 23, 2024

TO: Idaho Statewide Media
FROM: IHSAA
RE: Media Day

In an effort to increase communication and assist the IHSAA in all media related areas, the IHSAA would like to announce 24-25 Media Days. Mainstream Media newspapers, digital media, television, radio media members are invited. We encourage attendance at any of the six district meetings:

District I	Wednesday August 14 th	Lake City HS	9:00 am (pacific time)
District II	Tuesday August 13 th	Lewiston HS	2:00 pm (pacific time)
District III	Thursday August 15 th	IHSAA Office	4:00 pm (mountain time)
District IV	Wednesday August 21 st	Twin Falls HS	2:00 pm (mountain time)
District V	Tuesday August 20 th	Pocatello HS	4:00 pm (mountain time)
District VI	Monday August 19 th	Thunder Ridge HS	4:00 pm (mountain time)

Our 1-hour agenda will include:

- 24-25 Rule changes
- Hot topics
- Updated calendar
- State tournament information
- Classification update
- Open discussion forum

We will issue yearlong media credentials at each meeting. A representative must be in attendance in order to receive yearly media credential.

If there is a topic of discussion that you would like on the agenda, contact Mike Federico at the IHSAA.

Sincerely,

Mike Federico

RULE 6 - CONTRACTS


- 6-1** The *Interscholastic Activities Contract* must be used to arrange varsity contests in football, volleyball, soccer, basketball, and wrestling. The principal or activities director of each school must sign the contract. When a school has two or more teams competing in the same sport, the teams must be clearly designated as "first", "second", or "third" team. (See contract form for additional information.)
- 6-2** If the contract is breached by either party, the IHSAA Board of Directors or District Board of Control, whichever is appropriate, will determine reasonable damages to be paid to the contracted opponent by the school that breaches the contract. In no case will the damages exceed three times the Association annual membership fee. The Board will not review oral contracts.
- 6-3** Contracts may be cancelled by mutual written consent of the contracting schools.
- 6-4** The Board of Directors may cancel any contest or contract if the Board determines that the contest should not be held because of death, fire, flood, disease, abandonment of an activity, or other reasons of impossibility of performance. No contest shall be ruled a forfeit until the Board has reviewed the facts of each case.

2025 Softball State Tournament

Representation

6A	5A	4A	3A	2A
I 1	I-II 1.5	I 1	I-II 1.5	II 2*
III 5.5	III 2.5	III 2.5	III 2.5	III-IV 2*
V-VI 1.5	IV 2	IV 1.5	IV-V 2	<i>*Next two best MaxPrep seeds</i>
	V .5	V 2	VI 2	
	VI 1.5	VI 1		

BRACKETING



Play-In Games

6A
3F May 10, 2025
5-6B Time 1:00 pm
Burley HS

5A
1-2B May 10, 2025
3C Time 1:00 pm PT
Lewiston HS

5A
5A May 10, 2025
6B Time 1:00 pm
Blackfoot HS

4A
3C May 10, 2025
4B Time 1:00 pm
Glenns Ferry HS

3A
1-2B May 10, 2025
3C Time 3:00 pm PT
Lewiston HS



2025 Track & Field State Championships Representation

Sixteen (16) individuals per event/classification and eight (8) relays per classification will qualify for the state tournament. The representation per district and classification are as follows:

<u>6A</u>	<u>District</u>	<u>Indiv. Events</u>	<u>Relays</u>
	I-II	2*	1*
	III	10*	4*
	V-VI	3*	2*

* Next best mark statewide qualifies

<u>5A</u>	<u>District</u>	<u>Indiv. Events</u>	<u>Relays</u>
	I-II	2*	1
	III	3*	2
	IV	3*	2
	V	2	1
	VI	3*	2

*Next three best marks statewide qualify

<u>4A</u>	<u>District</u>	<u>Indiv. Events</u>	<u>Relays</u>
	I	1*	1
	III	4*	2
	IV	4	2
	V	3*	2
	VI	2*	1

*Next two best marks statewide qualify

<u>3A</u>	<u>District</u>	<u>Indiv. Events</u>	<u>Relays</u>
	I-II	3*	1**
	III	4	1**
	IV	2*	1**
	V	3*	1**
	VI	3*	1**

*Next best mark statewide qualifies

**Next three best marks statewide qualify

<u>2A</u>	<u>District</u>	<u>Indiv. Events</u>	<u>Relays</u>
	I-II	5	2
	III	4	2
	IV	4	2
	V-VI	3	2

TENNIS CLASSIFICATION

2025 & 2026 SEASONS

6A CLASSIFICATION - 16 reps.

	<u>I-II</u>	<u>III</u>	<u>IV-V-VI</u>
2025	3 of 3 = 100%	10 of 14 = 71%	3 of 5 = 60%
2026	2 of 3 = 67%	10 of 14 = 71%	4 of 5 = 80%
Cycle Total	167%	142%	140%

5A CLASSIFICATION - 16 reps.

	<u>I-II</u>	<u>III</u>	<u>IV</u>	<u>V</u>	<u>VI</u>
2025	3 of 4 = 75%	4 of 6 = 67%	4 of 6 = 67%	1 of 2 = 50%	4 of 6 = 67%
2026	2 of 4 = 50%	4 of 6 = 67%	4 of 6 = 67%	2 of 2 = 100%	4 of 6 = 67%
Cycle Total	125%	134%	134%	150%	134%

4A CLASSIFICATION - 13 reps.


	<u>I-II</u>	<u>III</u>	<u>IV-V-VI</u>
2025	5 of 6 = 83%	4 of 5 = 80%	4 of 4 = 100%
2026	5 of 6 = 83%	5 of 5 = 100%	3 of 4 = 75%
Cycle Total	166%	180%	175%

2025 Baseball State Tournament

REPRESENTATION

6A		5A		4A		3A		2A	
I	1.5	I-II	1.5	I	.5	I-II	2	I-II	4
III	4.5	III	2	III	2.5	III	2	III	4
IV-V-VI	2	IV	1.5	IV	2	IV-V	2		
		V	1	V	1.5	VI	2		
		VI	2	VI	1.5				

BRACKETING



PLAY-IN GAMES

6A		5A		4A	
1B	May 10, 2025	1-2B	May 10, 2025	1A	May 10, 2025
3E	12:00 PM Pacific	4B	1:00 PM Mountain	3C	3:00 PM Pacific
	Lewiston HS		Fruitland HS		Lewiston HS
4A					
5B	May 10, 2025				
6B	1:00 PM Mountain				
	Blackfoot HS				

Idaho High School Activities Association

2023 - 2028 Possible Sites & Dates

	2023-2024 Approved	2024-2025 Approved	2025-26 Approved	2026-2027 Tentative	2027-2028 Suggested
GOLF	Oct. 6-7	Oct. 11-12	Oct. 10-11	Oct. 9-10	Oct. 8-9
5A	Lewiston Country Club	Highland GC, Pocatello	District III	District I	District VI
4A	Univ of Idaho GC (Moscow host)	River's Edge GC, Burley	District III	District I	District V
SOCCER	Oct. 19-21	Oct. 24-26	Oct. 23-25	Oct. 22-24	Oct. 21-23
5A	Eagle/Rocky Mtn	Coeur d'Alene B/Sandpoint G	Eagle/Rocky Mtn	Bonneville/Hillcrest	Owyhee/Meridian
4A	Brothers Fields, Caldwell	Bonneville B/Hillcrest G	Simplot Stadium/Middleton	Coeur d'Alene/Sandpoint	Simplot Stadium/Middleton
3A	Vallivue H.S.	Real Life Turf Fields, Post Falls	Owyhee/Meridian	Twin Falls/Burley	Eagle/Rocky Mtn
CROSS COUNTRY	Oct. 28	Nov. 2	Nov. 1	Oct. 31	Oct. 30
	Portneuf, Pocatello	Eagle Island State Park	LCSC Orchards, Lewiston	Portneuf, Pocatello	Eagle Island State Park
VOLLEYBALL	Oct. 27-28	Oct. 31-Nov 2	Oct. 30 - Nov. 1	Oct. 29-31	Oct. 28-30
5A	*Coeur d'Alene H.S.	Mt. America Center - District VI	District III	District I/II	Mt. America Center - District VI
4A	*Post Falls H.S.	Mt. America Center - District VI	District III	District I/II	Mt. America Center - District VI
3A	*Lake City H.S.	Lake City H.S.	Mt. America Center - District VI	District I/II	District V
2A	Lakeland H.S.	University of Idaho	Mt. America Center - District VI	District I/II	District V
1A DI	Lewis/Clark SC	Jerome H.S	Lake City H.S.	Mt. America Center - District VI	District I/II
1A DII	Lewiston H.S.	Canyon Ridge H.S.	Coeur d'Alene H.S.	Mt. America Center - District VI	District I/II
SWIMMING	Nov. 3-4	Nov. 8-9	Nov. 7-8	Nov. 6-7	Nov. 5-6
	West YMCA, Meridian	West YMCA, Meridian	West YMCA, Meridian	West YMCA, Meridian	TBD
FOOTBALL	Nov. 17-18	Nov. 22-23	Nov. 21-11	Nov. 20-21	Nov. 19-20
5A	TBD	TBD	TBD	TBD	TBD
4A	TBD	TBD	TBD	TBD	TBD
3A	TBD	TBD	TBD	TBD	TBD
2A	TBD	TBD	TBD	TBD	TBD
1A DI	TBD	TBD	TBD	TBD	TBD
1A DII	TBD	TBD	TBD	TBD	TBD
DRAMA	Dec. 1-2	Dec. 6-7	Dec. 5-6	Dec. 4-5	Dec. 3-4
	Century H.S.	Canyon Ridge H.S.	District VI	District III	District I
GIRLS BASKETBALL	Feb. 15-17	Feb. 20-22	Feb. 19-21	Feb. 18-20	Feb. 17-19
5A	Ford Idaho Center	Ford Idaho Center	Ford Idaho Center	Ford Idaho Center	Ford Idaho Center
4A	Timberline H.S.	Mountain View H.S.	Mountain View H.S.	Mountain View H.S.	Mountain View H.S.
3A	Middleton H.S.	Middleton H.S.	Skyview H.S.	Skyview H.S.	Middleton H.S.
2A	Kuna H.S.	Bishop Kelly H.S.	Kuna H.S.	Bishop Kelly H.S.	Kuna H.S.
1A DI	Columbia H.S.	Columbia H.S.	Columbia H.S.	Columbia H.S.	Columbia H.S.
1A DII	Nampa H.S.	Nampa H.S.	Owyhee H.S.	Nampa H.S.	Owyhee H.S.
DANCE/CHEER	Feb. 23-24	Feb. 28-Mar. 1	Feb. 27-28	Feb. 26-27	Feb. 25-26
	Ford Idaho Center	Ford Idaho Center	Mountain America Center	Mountain America Center	Ford Idaho Center
WRESTLING	Feb. 23-24	Feb. 28-Mar. 1	Feb. 27-28	Feb. 26-27	Feb. 25-26
	Holt Arena	Holt Arena	Ford Idaho Center	Holt Arena	Holt Arena
BOYS BASKETBALL	Feb. 29-March 2	Mar. 6-8	Mar. 5-7	Mar. 4-6	Mar. 2-4
5A	Ford Idaho Center	Ford Idaho Center	Ford Idaho Center	Ford Idaho Center	Ford Idaho Center
4A	Rocky Mountain H.S.	Rocky Mountain H.S.	Rocky Mountain H.S.	Rocky Mountain H.S.	Rocky Mountain H.S.
3A	Meridian H.S.	Eagle H.S.	Eagle H.S.	Eagle H.S.	Eagle H.S.
2A	Capital H.S.	Capital H.S.	Capital H.S.	Capital H.S.	Capital H.S.
1A DI	Vallivue H.S.	Vallivue H.S.	Vallivue H.S.	Vallivue H.S.	Vallivue H.S.
1A DII	Caldwell H.S.	Caldwell H.S.	Caldwell H.S.	Caldwell H.S.	Caldwell H.S.
DEBATE	March 8-9	Mar. 14-15	Mar. 13-14	Mar. 12-13	Mar. 10-11
	Middleton H.S.	Kimberly H.S.	District III	District V	District III
SPEECH	April 12-13	Apr. 11-12	Apr. 10-11	Apr. 9-10	Apr. 7-8
	Jerome H.S.	District VI	District V	District III	District I
GOLF	May 13-14	May 12-13	May 11-12	May 17-18	May 15-16
3A	Twin Lakes GC (Timberlake host)	District IV (Buhl)	District III (Homedale)	District I/II	District V
2A	Circling Raven GC (St. Maries host)	District IV (Declo)	District III (Cole Valley)	District I/II	District V
SOFTBALL	May 16-18	May 15-17	May 14-16	May 20-22	May 18-20
5A	Post Falls H.S.	TBD	Coeur d'Alene/Lake City H.S.	Thunder Ridge H.S.	Post Falls H.S.
4A	Coeur d'Alene/Lake City H.S.	Skyview H.S.	Post Falls H.S.	Blackfoot H.S.	Coeur d'Alene/Lake City H.S.
3A	Moscow H.S.	Skyview H.S.	Filer H.S.	American Falls H.S.	Timberlake H.S.
2A	Orofino H.S.	TBD	Orofino H.S.	Capell Park (Malad host)	Moscow H.S.
1A	Genesee H.S.	Quad Park, Caldwell	Moscow (Pottatch host)	Quad Park, Caldwell	Genesee H.S.
TENNIS	May 17-18	May 16-17	May 15-16	May 21-22	May 19-20
5A	Boise Racquet Club	Appleton Tennis Complex	Appleton Tennis Complex	Boise Racquet Club	Boise Racquet Club
4A	Appleton Tennis Complex	Boise Racquet Club	Boise Racquet Club	Appleton Tennis Complex	Appleton Tennis Complex
3A	Ridgevue H.S.	Ridgevue H.S.	Ridgevue H.S.	Ridgevue H.S.	Ridgevue H.S.
TRACK	May 17-18	May 16-17	May 15-16	May 21-22	May 19-20
5A/4A	Mountain View H.S.	Mountain View H.S.	Mountain View H.S.	Mountain View H.S.	Mountain View H.S.
3A/2A/1A	Middleton H.S.	Middleton H.S.	Middleton H.S.	Middleton H.S.	Middleton H.S.



2024-2025 IHSAA Goals

- Develop & Implement State Baseball Tournament
- Build Relationships
 - Updated Administrative Meetings
 - All Executives Attend Meetings
 - New AD Onboarding
 - Website Focus
 - AD mentors for each Executive
 - Attend District Administrative Meetings
 - Director Availability
- Implement technology to streamline business
 - Appeals
 - Hardships
 - Agenda
 - Shareability
- Two Deep Office Responsibilities

PROJECTED IHSAA 2024-25 BUDGET

	PROPOSED 2019-20	ACTUAL 2019-20	PROPOSED 2020-21	ACTUAL 2020-21	PROPOSED 2021-22	ACTUAL 2021-22	PROPOSED 2022-23	ACTUAL 2022-23	PROPOSED 2023-24	EST. ACTUAL 2023-24	PROPOSED 2024-25	
REVENUE										est 6/30/24		
Sponsorships	607,500.00	533,950.00	657,500.00	548,250.00	619,000.00	703,615.51	650,000.00	686,961.29	685,000.00	700,000.00	700,000.00	
Catastrophic Ins	138,500.00	138,830.00	138,830.00	139,684.00	140,000.00	121,305.81	140,000.00	143,318.00	142,000.00	140,000.00	140,000.00	
Memberships	88,500.00	89,585.00	89,585.00	90,035.00	89,750.00	91,910.00	92,000.00	92,620.00	94,000.00	94,500.00	95,000.00	
Activity Cards	226,500.00	234,053.00	210,000.00	225,134.00	190,000.00	209,496.94	230,000.00	246,514.00	240,000.00	250,000.00	247,500.00	
Interest/Dividends	5,000.00	40,497.17	2,500.00	46,504.23	2,500.00	(70,951.03)	2,500.00	18,285.16	2,500.00	46,000.00	2,500.00	
Fines	100.00	45.00	100.00	0.00	0.00	0.00	0.00	50.00	0.00	675.00	0.00	
Program Ads	5,000.00	6,350.00	5,000.00	1,175.00	5,000.00	600.00	1,000.00	0.00	0.00	0.00	0.00	
Publications	0.00	0.00	0.00	0.00	0.00	0.00	0.00	0.00	0.00	0.00	0.00	
Miscellaneous	0.00	840.00	0.00	13,239.69	0.00	4,169.19	0.00	5,069.35	4,000.00	1,000.00	2,500.00	
All Star Percentage	200.00	0.00	200.00	0.00	0.00	0.00	0.00	0.00	0.00	0.00	0.00	
Hall of Fame	6,000.00	6,543.38	0.00	0.00	6,000.00	6,148.07	6,000.00	7,452.55	6,500.00	5,673.55	8,500.00	
Donations	0.00	0.00	0.00	0.00	0.00	0.00	0.00	0.00	0.00	0.00	0.00	
Officials' Fees	81,500.00	82,316.17	74,000.00	68,486.71	81,500.00	76,695.34	80,000.00	44,535.22	45,000.00	38,000.00	40,000.00	
Rule Books	150.00	150.00	150.00	115.00	150.00	154.26	150.00	130.00	150.00	120.00	100.00	
Spirit Tech Judges	300.00	341.00	300.00	15.00	200.00	100.00	200.00	320.00	200.00	105.00	100.00	
Speech Arts Judges	1,500.00	1,085.65	1,500.00	1,001.66	1,000.00	976.65	1,000.00	0.00	0.00	0.00	0.00	
Football	200,000.00	199,621.00	180,000.00	82,762.00	225,000.00	293,233.00	250,000.00	266,383.56	260,000.00	286,343.02	327,000.00	
Volleyball	38,000.00	49,443.00	40,000.00	19,015.00	43,000.00	58,476.50	45,000.00	69,954.35	57,500.00	70,737.02	70,000.00	
Cross Country	3,000.00	5,113.41	2,000.00	4,553.00	2,000.00	21,390.00	0.00	12,110.00	7,500.00	5,935.00	15,000.00	
Swimming	10,000.00	12,829.00	10,000.00	0.00	11,000.00	0.00	10,000.00	13,826.50	13,000.00	12,550.15	12,500.00	
Boys Basketball	220,000.00	225,047.00	200,000.00	133,083.00	250,000.00	369,851.50	315,000.00	340,598.30	340,000.00	363,644.85	388,500.00	
Girls Basketball	110,000.00	121,549.51	105,000.00	83,772.00	130,000.00	152,667.00	135,000.00	151,538.42	150,000.00	152,627.40	164,500.00	
Wrestling	90,000.00	107,562.00	80,000.00	33,456.00	105,000.00	140,013.50	120,000.00	141,832.00	140,000.00	150,184.70	155,000.00	
Soccer	50,000.00	65,910.60	35,000.00	48,907.00	58,000.00	80,025.03	60,000.00	64,205.59	70,000.00	90,642.20	73,500.00	
Track	50,000.00	0.00	45,000.00	86,023.00	55,000.00	78,186.30	55,000.00	79,834.50	75,000.00	75,000.00	80,000.00	
Softball	35,000.00	0.00	20,000.00	50,193.50	25,000.00	45,587.50	35,000.00	57,218.50	45,000.00	45,000.00	50,000.00	
Baseball	0.00	0.00	0.00	0.00	0.00	0.00	0.00	0.00	0.00	0.00	60,000.00	
Dance/Cheer	52,000.00	0.00	45,000.00	46,608.00	55,000.00	88,851.00	80,000.00	94,524.24	90,000.00	106,634.90	116,000.00	
Speech Arts	1,500.00	800.00	1,500.00	650.00	800.00	1,000.00	1,000.00	100.00	100.00	425.00	100.00	
Programs	25,000.00	18,686.25	20,000.00	16,459.01	20,000.00	31,311.82	30,000.00	28,944.22	30,000.00	30,000.00	30,000.00	
Vendor Fees	4,000.00	0.00	3,500.00	0.00	3,500.00	3,420.00	3,500.00	3,340.00	3,500.00	1,800.00	1,500.00	
Merchandise Rights	75,000.00	50,000.00	75,000.00	75,000.00	75,000.00	0.00	0.00	0.00	0.00	0.00	0.00	
Ball Contract	33,000.00	33,000.00	24,000.00	24,000.00	24,000.00	0.00	0.00	0.00	0.00	0.00	0.00	
Broadcast Rights	50,000.00	64,200.00	50,000.00	74,322.20	55,000.00	54,832.00	55,000.00	59,283.00	95,000.00	100,000.00	140,000.00	
YEA Contract	26,000.00	26,000.00	26,000.00	26,000.00	26,000.00	26,000.00	26,000.00	26,000.00	26,500.00	26,520.00	27,000.00	
Section 7/8		0.00	0.00	0.00	0.00	43,296.60	0.00	0.00	0.00	0.00	0.00	
Revenue Share								0.00	10,000.00	0.00	10,000.00	
TOTAL	\$2,233,250.00	\$2,114,348.14	\$2,141,665.00	\$1,938,444.00	\$2,298,400.00	\$2,632,362.49	\$2,423,350.00	\$2,654,948.75	\$2,632,450.00	\$2,794,117.79	\$2,956,800.00	
PROFIT/LOSS	\$0.00	\$174,530.02	\$0.00	\$120,667.80	\$0.00	\$145,315.01	\$0.00	\$29,175.38	\$0.00	\$85,448.95	\$0.00	

PROJECTED IHSAA 2024-25 BUDGET

	PROPOSED 2019-20	ACTUAL 2019-20	PROPOSED 2020-21	ACTUAL 2020-21	PROPOSED 2021-22	ACTUAL 2021-22	PROPOSED 2022-23	ACTUAL 2022-23	PROPOSED 2023-24	EST. ACTUAL 2023-24	PROPOSED 2024-25	
EXPENSES										est 6/30/24		
Publications	250.00	227.32	250.00	846.61	250.00	472.50	500.00	542.52	500.00	500.00	500.00	
Committees	5,000.00	4,476.32	500.00	0.00	5,000.00	4,311.51	5,000.00	10,402.99	6,000.00	6,000.00	7,500.00	
Board of Directors	47,500.00	38,929.68	38,000.00	12,512.02	44,325.00	48,594.97	53,000.00	61,287.03	60,000.00	55,000.00	62,000.00	
Office Supplies	6,500.00	7,336.82	6,500.00	3,801.41	6,500.00	7,582.12	6,500.00	5,302.13	6,500.00	7,000.00	7,500.00	
Repair & Maintenance	5,000.00	3,336.30	5,000.00	4,894.42	5,000.00	9,030.00	6,000.00	19,389.06	8,000.00	15,000.00	36,186.00	
Xerox Maintenance	5,000.00	5,969.32	6,000.00	6,531.07	5,000.00	5,706.70	6,000.00	6,984.28	6,000.00	7,500.00	8,000.00	
Printing	2,000.00	773.53	1,000.00	1,653.80	1,000.00	1,550.17	1,500.00	1,113.24	1,750.00	2,000.00	2,000.00	
Dues/Subscriptions	4,800.00	6,188.50	7,000.00	8,390.89	10,000.00	9,045.96	10,000.00	9,765.82	10,000.00	10,500.00	12,000.00	
Public Relations	2,000.00	3,405.00	2,500.00	1,720.00	3,500.00	3,103.96	3,500.00	4,015.00	3,500.00	3,000.00	5,000.00	
Property Tax Expense	0.00	0.00	0.00	0.00	0.00	0.00	0.00	0.00	0.00	0.00	0.00	
Miscellaneous	3,500.00	2,624.45	2,500.00	1,666.25	2,500.00	4,432.60	3,500.00	6,311.58	5,500.00	5,000.00	6,000.00	
Intern	0.00	0.00	2,500.00	4,375.00	2,500.00	3,200.00	3,500.00	3,500.00	4,000.00	4,500.00	2,500.00	
Equipment/Furniture	2,500.00	3,873.68	1,500.00	50.06	75,000.00	6,296.36	25,000.00	14,299.29	10,000.00	15,000.00	15,000.00	
Automobile	3,000.00	2,697.18	3,000.00	1,122.48	35,000.00	2,935.02	3,500.00	3,752.41	3,500.00	4,500.00	5,000.00	
Utilities	8,000.00	5,961.36	7,500.00	6,623.20	7,500.00	6,467.61	8,000.00	10,643.64	7,500.00	7,500.00	8,000.00	
Telephone/Internet	8,500.00	8,499.66	8,500.00	8,768.84	9,000.00	8,400.65	9,500.00	10,412.54	10,000.00	8,000.00	4,000.00	
Bank Charges	400.00	180.42	400.00	110.74	100.00	274.49	200.00	295.91	300.00	200.00	200.00	
Travel	28,000.00	22,301.40	15,000.00	6,046.02	15,000.00	30,822.51	25,000.00	33,612.39	35,000.00	35,000.00	45,000.00	
Catastrophic Ins.	156,500.00	161,928.77	163,000.00	142,473.96	165,000.00	171,345.11	185,000.00	171,345.11	172,000.00	174,305.66	175,000.00	
Legal	10,000.00	2,318.75	10,000.00	4,243.75	10,000.00	997.50	10,000.00	5,829.62	10,000.00	2,000.00	10,000.00	
Accounting	6,500.00	7,170.00	7,500.00	7,711.00	8,000.00	8,000.00	8,500.00	9,345.00	10,000.00	10,250.00	11,000.00	
Postage	7,000.00	6,273.41	6,000.00	6,290.99	6,000.00	5,767.82	6,000.00	6,106.57	6,500.00	5,500.00	6,500.00	
Hall of Fame	18,000.00	21,437.44	0.00	958.97	23,000.00	20,295.83	23,000.00	20,926.36	22,000.00	22,902.33	26,000.00	
Insurance	11,000.00	8,514.00	8,500.00	11,421.00	12,000.00	12,817.00	14,000.00	12,656.00	13,000.00	15,749.00	16,500.00	
Section 7/8		1,000.00	0.00	0.00	5,000.00	44,700.91	0.00	0.00	0.00	0.00	0.00	
Website Expense	6,000.00	6,835.00	6,500.00	6,195.00	7,000.00	6,195.00	7,000.00	6,445.00	7,000.00	6,500.00	7,500.00	
Salaries	423,671.00	429,162.90	423,671.00	403,675.51	409,716.00	439,715.79	439,065.00	450,391.34	472,500.00	485,000.00	508,314.00	
Payroll Expenses	87,553.00	86,955.41	84,275.00	79,259.01	84,275.00	83,826.80	86,100.00	88,227.48	88,000.00	90,000.00	97,100.00	
Employee Benefits	74,750.00	74,745.15	79,625.00	73,301.30	82,050.00	79,853.75	86,500.00	87,368.65	94,000.00	95,000.00	99,500.00	
Contract Labor	5,000.00	5,795.00	5,000.00	4,800.00	5,000.00	4,800.00	5,000.00	5,600.00	5,000.00	7,000.00	7,000.00	
Education/Training	5,000.00	4,625.82	1,000.00	0.00	2,500.00	0.00	2,500.00	380.00	2,000.00	99.00	2,000.00	
Officials Cert. Materials	61,000.00	43,276.80	40,000.00	31,274.25	45,000.00	43,771.95	48,000.00	34,913.98	37,500.00	45,000.00	45,000.00	
Rule Clinics	20,000.00	20,463.13	10,000.00	5,719.21	22,000.00	22,980.20	23,000.00	24,746.31	25,000.00	28,000.00	30,000.00	
Background Checks	0.00	13,621.00	1,500.00	2,955.50	14,000.00	18,373.00	4,000.00	0.00	0.00	0.00	0.00	
Officials Training	0.00	0.00	0.00	0.00	0.00	0.00	0.00	0.00	2,500.00	1,415.87	3,500.00	
Officials' Insurance	25,000.00	25,336.00	26,000.00	28,276.00	30,000.00	34,849.00	30,000.00	36,970.00	42,000.00	40,872.00	44,000.00	
Referee/Judges	175,000.00	140,522.19	175,000.00	160,974.86	180,000.00	231,471.65	230,000.00	269,333.59	285,000.00	280,000.00	315,000.00	
Team Reimbursement	105,000.00	106,556.65	105,000.00	76,714.44	105,000.00	140,620.16	125,000.00	104,016.44	110,000.00	115,374.98	120,000.00	
On-Site Expenses	458,326.00	336,236.74	462,444.00	339,166.84	461,684.00	526,937.20	480,985.00	616,903.59	565,400.00	625,000.00	650,000.00	
Programs	7,000.00	3,974.23	6,000.00	3,096.37	6,000.00	1,800.62	6,500.00	9,434.92	10,000.00	10,000.00	10,000.00	
Awards	90,000.00	55,506.41	70,000.00	95,706.58	90,000.00	97,965.87	95,000.00	104,871.31	105,000.00	111,000.00	119,500.00	
Sweatshirts	225,000.00	146,160.22	225,000.00	213,753.24	225,000.00	224,493.16	225,000.00	244,812.94	235,000.00	249,000.00	255,000.00	
Milk/Milk Crew	55,000.00	48,255.23	55,000.00	0.00	0.00	7,500.00	8,000.00	11,282.00	12,000.00	11,500.00	12,000.00	
Interscholastic Star/SAC	17,000.00	20,243.08	13,000.00	17,043.81	17,000.00	28,699.24	25,000.00	28,065.34	28,000.00	26,000.00	30,000.00	
Sales Tax	52,000.00	46,123.85	50,000.00	33,651.80	56,000.00	77,042.79	80,000.00	74,171.99	75,000.00	65,000.00	80,000.00	
Pixellot Reimbursement								0.00	20,000.00	25,054.88	50,000.00	
TOTALS	\$2,233,250.00	\$1,939,818.12	\$2,141,665.00	\$1,817,776.20	\$2,298,400.00	\$2,487,047.48	\$2,423,350.00	\$2,625,773.37	\$2,632,450.00	\$2,708,668.84	\$2,956,800.00	

IHSAA ONSITE EXPENSE BREAKDOWN

	PROPOSED 2015-16	ACTUALS 2015-16	% OF ACTUAL 2015-16	PROPOSED 2016-17	ACTUALS 2016-17	% OF ACTUAL 2016-17	PROPOSED 2017-18	ACTUALS 2017-18	% OF ACTUAL 2017-18	PROPOSED 2018-19	EST. ACTUALS 2018-19	% OF ACTUAL 2018-19
EXPENSE - ONSITE	\$405,000.00			\$415,270.00			\$425,038.00			\$440,000.00		
Football		62,101.61	15.44%		85,990.86	19.92%		59,661.09	14.54%		91,167.97	20.62%
Volleyball		22,647.14	5.63%		16,725.46	3.88%		22,323.13	5.44%		26,680.17	6.03%
Cross Country		13,069.53	3.25%		6,495.80	1.51%		7,048.84	1.72%		8,304.39	1.88%
Swimming											10,623.64	2.40%
Girls Basketball		56,945.03	14.16%		57,319.23	13.28%		59,108.61	14.40%		58,664.48	13.27%
Boys Basketball		66,347.93	16.49%		67,557.52	15.65%		73,643.23	17.95%		69,758.41	15.78%
Wrestling		43,867.69	10.90%		42,110.23	9.76%		45,898.30	11.18%		42,000.11	9.50%
Soccer		17,860.90	4.44%		21,026.67	4.87%		25,489.07	6.21%		20,314.97	4.59%
Track		40,903.95	10.17%		47,578.58	11.02%		47,081.86	11.47%		35,000.00	7.92%
Softball		12,259.90	3.05%		16,563.29	3.84%		10,783.91	2.63%		12,000.00	2.71%
Dance/Cheer		19,894.94	4.95%		20,127.37	4.66%		21,138.58	5.15%		23,747.61	5.37%
Golf		11,397.80	2.83%		10,800.00	2.50%		10,961.95	2.67%		11,000.00	2.49%
Tennis		6,378.71	1.59%		5,860.79	1.36%		7,734.64	1.88%		8,000.00	1.81%
Speech Arts		6,510.51	1.62%		8,983.82	2.08%		8,467.71	2.06%		9,000.00	2.04%
Misc		22,097.18	5.49%		24,472.97	5.67%		11,025.43	2.69%		15,927.94	3.60%
TOTAL		\$402,282.82			\$431,612.59			\$410,366.35			\$442,189.69	
VARIANCE		\$2,717.18			-\$16,342.59			\$14,671.65			-\$2,189.69	

RULE 12 - PARTICIPATION IN SPECIAL EVENTS

- 12-1** Exceptional student-athletes may participate in a maximum of two special events where participation is by invite-only, earned by the athlete, or will create future participation opportunities without loss of eligibility provided:
 - 12-1-1** Approval is obtained from the school principal and the IHSAA at least 30 days prior to the event.
 - 12-1-2** The student has made prior arrangement to complete all missed academic obligations before the end of the grading period in which the absence will occur.
 - 12-1-3** The student will miss no school-sponsored or association-sponsored event in that sport without permission of the IHSAA.

Modification to Soccer Yellow Card Accumulation Policy

CURRENT:

Yellow Card Accumulation Program

9. At the beginning of postseason play, yellow card count will reset to “0”.

10. Postseason yellow card accumulation will be as follows:

3 yellows = 1 game suspension*

6 yellows = additional 2 game suspension*

9 yellows = additional 3 game suspension, and so on*

** If a player or coach has reached suspension level during the regular season and receives 3 or more yellow cards during the postseason, the number of games suspended during the postseason will move to the appropriate level of suspension.*

MODIFICATION:

Yellow Card Accumulation Program

9. At the beginning of the District tournament (including District play in games if applicable), yellow card count will reset to “0”.

10. District tournament yellow card accumulation will be as follows:

3 yellows = 1 game suspension

6 yellows = additional 2 game suspension, and so on

11. At the beginning of the State tournament (includes State play in games), yellow card count will reset to “0”.

12. State tournament yellow card accumulation will be as follows:

3 yellows = 1 game suspension

YEA/IHSAA Management and Administrative Services Agreement

THIS MANAGEMENT AND ADMINISTRATIVE SERVICES AGREEMENT (the “**Agreement**”) is entered into on June 5, 2024 and the services to be provided hereunder shall commence on July 1, 2024.

BETWEEN:

(1) **IDAHO HIGH SCHOOL ACTIVITIES ASSOCIATION, INC., (IHSAA)**, an Idaho non-profit corporation (the “**Manager**”),

and

(2) **YOUTH ENDOWMENT FOR ACTIVITIES, INC., (YEA)**, an Idaho non-profit corporation (the “**Company**”)

(hereinafter jointly referred to as the “**Parties**” and, individually, as a “**Party**”).

WHEREAS, the Company wishes to engage the Manager to provide certain management and administrative support services to the Company on the terms set out herein.

NOW THEREFORE, the Parties have agreed as follows:

1. APPOINTMENT AND EFFECTIVE DATE

1.1 The Company hereby confirms the appointment of the Manager to provide the general assistance and management services specified in this Agreement (the “**Management Services**”) to the Company, subject to the terms and conditions set forth in this Agreement, and the Manager accepts such appointment.

1.2 The effective date of this Agreement shall be upon execution by the Parties. Services hereunder are to commence on July 1, 2024.

2. BOARD OF DIRECTORS

2.1 The Manager shall always act in accordance with the direction of the Board of Directors of the Company (the “**Board**”) in providing the Management Services under this Agreement.

2.2 The Board may revoke any authorization granted to the Manager at any time in its sole discretion.

2.3 For clarity, no authority of the Board is delegated to the Manager by this Agreement. The Board of the Company expressly retains all authority granted to it pursuant to the Articles and Bylaws of the Company (as the same may be amended, restated, modified or supplemented from time to time).

3. SERVICES

3.1 The Manager shall, throughout the term of this Agreement, provide such Management Services as the Company from time to time may specify.

3.2 The Manager may designate which member of its staff shall serve as the Executive Director of the Company. The Board shall provide its recommendation to the Manager regarding the individual whom the Manager determines to place in the capacity of Executive Director. It is agreed that the Manager's current Assistant Director, Julie Hammons, shall serve as the initial Executive Director under this Agreement.

3.3 Without prejudice to the generality of the foregoing, the Manager shall provide the following services to the Company:

3.3.1 Corporate Governance Services

The Manager shall assist the Company in the provision of general company executive, administrative and secretarial services, including, but not limited to, fund raising strategies and activities, investment strategies and decisions, maintenance of Company books and records, distributions to Manager's member schools, convening meetings of the Board and preparing adequate documentation for such meetings, including agendas and minutes.

3.3.2 Company Records

- (a) The Manager shall be responsible for the safekeeping and filing of all original corporate documents of the Company and all fund raising and distributions of the Company.
- (b) The Manager shall establish and maintain an adequate and accessible archive either (or both) in electronic form or physical form of all documents relevant to the Company's business.

3.3.3 Treasury Services

- (a) The Manager is authorized to operate the Company's bank accounts in accordance with such principles as the Board from time to time shall approve. Pursuant to such authorization, the Manager may be entitled to open bank accounts in the Company's name and enter into account agreements and all such other contracts or agreements as shall be required by the banks and others for this purpose.
- (b) The Manager shall be authorized to collect all amounts due from third party donors to the Company on the Company's behalf and shall be responsible for the establishment and follow-up of efficient procedures for the purpose of collecting donations to the Company.
- (c) The Manager shall arrange for the Company to settle its debts and accounts payable to third parties as such fall due, while pursuing a satisfactory solution of any dispute in relation thereto on the Company's behalf.

3.3.4 Financing

The Manager shall assist the Company in all matters relevant to the financing of the Company's activities, including the identification of sources of potential financing and contributions, negotiation of financing arrangements, sponsorships and donor recognitions, and coordination of efforts between the parties for enhanced financial support for the benefit of the Company.

3.3.5 Insurance

The Manager shall provide general advice and assistance to the Company in the procurement of liability and officer/director insurance as may be necessary or prudent in order to comply with legal or contractual requirements, or otherwise prudently insure the risks of the Company.

3.3.6 Sale and Purchase of Assets

- (a) The Manager shall, in accordance with instructions from the Board, supervise the sale and purchase of assets on the Company's behalf including the completion of such transactions.
- (b) In respect of any sale or purchase of an asset, the Manager shall provide assistance which shall include, but not be limited to, arranging the financing in the case of a purchase and, if necessary, renegotiating existing financing, and in the case of a sale or purchase, arranging other contractual agreements required by the transaction and the general completion of the specific transaction.
- (c) The Manager shall assist the Board in reviewing the market for sale and purchase of assets and providing the Company with recommendations in this respect. Any contracts related to a sale or purchase of an asset shall always be subject to the final approval of the Board.

3.3.7 Disputes

The Manager shall provide general advice and assistance in the prosecution or defense of any and all legal proceedings by or against the Company, on the Company's behalf and follow up the same in accordance with such instructions as shall be provided to the Manager in this respect by the Company.

3.3.8 Marketing Services

The Manager shall provide advice and assistance in the marketing of the Company to secure additional funding and contributions to the Company, including services directed toward the identification of potential donors and a systematic program for retaining current and historic donors and acquiring new and future donors to the Company.

4. GENERAL CONDITIONS

4.1 The Manager shall, in performing its duties hereunder, serve the Company in good faith. In exercising the powers and authorities hereby conferred on it, the Manager shall:

- (a) protect and promote the Company's interests;
- (b) observe all applicable laws and regulations relevant to the Company's activities; and
- (c) always act in accordance with good and professional management practice.

4.2 The Company shall, at any time upon request, be provided with any information from the accounts and records of the Manager which is relevant and reasonably required for the performance of its obligations vis-à-vis the Company hereunder.

Such information shall be provided to such persons as shall be specifically authorized by the Company. Representatives of the Company's auditor shall, in relation to the audit of the Company's accounts, always be considered authorized.

4.3 The Manager shall, upon request, provide the Company with copies of all documents relevant to the Company in its possession and otherwise compile such facts and records on the basis of such documents as shall, from time to time, be requested by the Company.

5. COMPENSATION

5.1 Each calendar quarter, the Company agrees to reimburse the Manager for all travel costs and expenses reasonably incurred by the Manager (the "**Costs and Expenses**") in connection with the provision of the Management Services by the Manager to the Company for such calendar quarter and any extraordinary costs related to the Company's operations, but not including normal and customary office type expenses such as copying charges, supplies, postage, and equipment expense. Dedicated telephone lines/numbers and/or web site development and maintenance, and internet costs associated with the Company, will be reimbursed to Manager

5.2 The Company shall pay to the Manager a management fee equal to \$6762.60 per calendar quarter with an annual increase of 2% (the "**Management Fee**"), subject to Section 5.4.

5.3 The Management Fee shall be payable by the Company on a quarterly basis. Within each calendar quarter, the Manager shall deliver an invoice to the Company for the Management Fee. The Company shall pay undisputed charges within 30 days of receipt of the Manager's invoice.

6. TERM AND TERMINATION

6.1 This Agreement shall have an initial term of five (5) years unless terminated:

- (a) by the Board upon 90 days written notice for any reason in its sole discretion; or
- (b) by the Manager upon 90 days written notice for any reason in its sole discretion

6.2 Notwithstanding the foregoing, this Agreement may be terminated at any time upon the mutual agreement in writing of the Parties.

6.3 The YEA will conduct an annual review and performance evaluation.

7. NOTICES

All correspondence or notices required or permitted to be given under this Agreement shall be given in English and sent by mail, electronic mail or delivered by hand at the following addresses:

If to the Company:

YEA
8011 Ustick Road
Boise, ID 84704
Email – yea@idhsaa.org

If to the Manager:

IHSAA
8011 Ustick Road
Boise, ID 83704
Email – admin@idhsaa.org

or such other address as either Party may designate to the other Party in writing.

8. MISCELLANEOUS

8.1 The Manager shall not be entitled to assign its rights and/or obligations under this Agreement unless the prior written consent of the Company has been obtained. The Manager may freely assign to its staff the specific duties to be performed hereunder, so long as the Manager remains liable for performance of the Management Services and its obligations under this Agreement.

8.2 The relationship between the parties hereto is that of an independent contractor. Nothing in this Agreement shall be deemed to constitute a partnership or joint venture between the Parties.

8.3 Upon termination of this Agreement, the Manager shall surrender to the Company any and all books, records, documents and other property in the possession or

control of the Manager relating to this Agreement and to the business, finance, technology, trademark or affairs of the Company and its subsidiaries, and except as required by law, shall not retain any copies of the same.

- 8.4 No term of this Agreement is enforceable by a person who is not a Party to it.
- 8.5 This Agreement shall not be amended, supplemented or modified save by written agreement signed by or on behalf of the Parties.
- 8.6 The failure of either party to enforce any term of this Agreement shall not act as a waiver. Any waiver must be specifically stated as such in writing.
- 8.7 If any provision herein is held to be void or unenforceable, the validity and enforceability of the remaining provisions herein shall remain unaffected and enforceable.
- 8.8 This Agreement shall be binding upon and inure to the benefit of the parties.
- 8.9 This Agreement was prepared by Kenneth L. Mallea, who has provided legal services to both parties for many years. Both parties hereby expressly waive any conflict on the part of counsel that has or could arise in connection with this Agreement. Counsel has not acted as an advocate for either party in the negotiations or drafting of this Agreement.

9. GOVERNING LAW AND ARBITRATION

- 9.1 This Agreement shall be governed by and interpreted in accordance with Idaho law.
- 9.2 Any dispute, controversy or claim arising out of or relating to this Agreement, or the breach, termination or invalidity thereof, shall be settled by arbitration in accordance with the provisions of Idaho law.

For and on behalf of
IHSAA

For and on behalf of
YEA

Signature

Signature

Name Printed and Title

Name Printed and Title

RULE 17 - SEASONS

17-1 **SPORT SEASONS**

Seasons have been established for sports and specific activities sponsored by the IHSAA. A season will commence with the first allowed day of practice and will end with the completion of the state championship in that sport, or other date established by the Board of Directors.

17-1-1 The School Year The school year is considered to begin August 1 7 days prior to the fall sports start date (first day of the fall no-contact period) and conclude after the final IHSAA spring sport state championship. Coaching restrictions are in effect during the school year.

17-1-2 Regular Season Practices are held during the sport season and include items that are not allowed at any other time. The following are usually a part of regular season practice:

- a. Publicized announcement of the start of practice.
- b. Restricted attendance according to school boundaries, age, sex, abilities, etc.
- c. Required attendance.
- d. Intra-squad scrimmages.
- e. Teaching team concepts as well as individual techniques and skills through the use of drill, "chalk talks", film sessions, etc.
- f. The use of school uniforms and/or protective equipment.

17-1-3 Summer Programs Summer programs must be voluntary and must be terminated by the last day of July by the fall no-contact period. The IHSAA supports member schools' involvement in voluntary summer programs. However, the IHSAA believes that students need time off during the summer and strongly recommends that member schools schedule at least ten days of non-student contact during the summer each year.

- a. Coaching restrictions are suspended during the summer (the day after the spring state tournaments through July 31st the beginning of the fall no-contact period). A high school coach can coach his/her players anytime, anywhere, during this period. During this period a team can scrimmage against another team without violating the out-of-season contest requirements (renting facility etc.). Practice, competition and facility use during the summer, is not covered by IHSAA insurance (liability, catastrophic, concussion etc.).
- b. A high school coach who coaches a team during the summer that advances to a regional or national qualifying event can continue to coach after July 31st the fall no-contact period until the completion of the tournament/s. IHSAA must approve a written request prior to participation during August.
- c. Students will only be allowed to attend team camps during the summer, not during the school year.
- d. Member schools are prohibited from hosting athletic camps involving students from IHSAA member schools during the month of August once the fall no-contact period has begun. Coaches from member schools are prohibited from working in or hosting athletic camps involving students from IHSAA member schools during the month of August once the fall no-contact period has begun.

17-1-4 Protective Equipment No school-owned uniforms and/or protective equipment may be used without written permission from the IHSAA. With that permission, schools may use their own protective equipment in a camp or clinic for a period of seven days within a ten-day ten, consecutive day period upon written request from the trustees of the school. Included in the request shall be a statement of recognition that IHSAA sponsored catastrophic insurance provides no coverage for the activity and any and all liabilities rest solely with the school, camp, or clinic. Individual students from a specific school are not required to use the school's protective equipment in the same camp as other team members. Each individual student will only be allowed to use an IHSAA member school's protective equipment by renting or loaning for a period of seven days within a ten-day period.

17-2 **PRE & POST SEASON REGULATIONS**

Only in certain circumstances may school personnel be involved in practice or competition for IHSAA sponsored sports outside the sport season. The regulations listed below are in effect for any program in which students are instructed in the skills and techniques of a specific sport.

- a. Attendance is limited to non-school time.
- b. Participation is strictly voluntary and is open to all high school students that are currently enrolled at the school.
- c. All fees and expenses are provided by the student or his/her parents. No school funds, booster club funds (except those raised by the student and his/her parents for that specific activity/event) or other such funds can be used for entry fees, equipment, uniforms or transportation.

- d. Spectators are admitted without charge.
- e. Award limits and amateur regulations of the IHSAA are followed.
- f. Students cannot be required to attend out-of-season practices, camps or contests.
- g. Sport-specific or athletic classes offered during the regular school day must meet the following criteria:
 1. Must be open to all students.
 2. Must be a class for credit.
 3. If the coach is teaching the class, he/she must be the teacher of record for that class.

17-2-1 Coaching – Certified coaches are defined as any individuals (paid, non-paid, or volunteer as approved by the local school board) who are part of the school’s current coaching staff in the following sports; baseball, basketball, cross country, football, golf, soccer, softball, swimming, tennis, track, volleyball, and wrestling.

17-2-2 Rule of 2 – Coaches can instruct/coach no more than two students at one time by a member of their high school (grades 9-12) staff of that sport during the school year.

- a. Anytime there are more than two students, it is considered an Open Gym/Field/Facility (follow the guidelines in Rule 17-2-3).

17-2-3 Open Gym/Field/Facility -Open Gym/Field/Facility does not violate IHSAA rules if the following conditions are met:

- a. Coaches supervise only. Coaches may NOT instruct/plan/organize/teach or coach.
- b. Coaches are allowed to coach/instruct any number of students on individual skills and development specific to their sport. Maximum of 10 hours per school year.
- c. Sessions do NOT count as required practice time prior to the season.
- d. Scrimmages and/or team competition against anyone that is not enrolled at the school are NOT allowed.
- e. Schools may petition the IHSAA to allow coaches to coach individuals during competitions that are qualifying events.
- f. Participants, coaches and/or schools are NOT covered under IHSAA catastrophic insurance plan.
- g. Administrative approval of Open Gym/ Field/Facility hours and weeks is required from the school Principal or Athletic Director.

17-2-4 Moratoriums No-Contact Period The intent of IHSAA ~~moratoriums~~ no-contact periods is to allow students and teachers/coaches quality time with their families without the pressure of losing a level playing field.

Coaching Limitations

- a. Coaches are not allowed to coach students of the school during the following times:
 1. Fall No-Contact Period: The 7-consecutive days prior to the fall practice start date listed in the IHSAA calendar.
 2. Winter No-Contact Period: The 3-day, consecutive no contact period during the winter break as determined by each school.
 3. *Note: Winter and spring activity coaches may contact students after the fall no-contact period.
- b. Sport specific activities lead by coaches, captains, volunteers or parents such as practices, retreats, camps, weight room and conditioning/workouts are prohibited 7 days prior to the Fall Practice start date during the fall no-contact period.
- c. Meetings with medical professionals, parent meetings, registration, equipment handout and fundraising are allowed. These meetings shall be non-mandatory.

17-3 FOUR-SPORT SEASON

Junior high school leagues are allowed to offer four seasons of play in sports. Athletes are still restricted to one season in each sport.

17-3-1 In the event a ninth-grade athlete wishes to compete on a high school team, in addition to the junior high program, the following conditions must be met:

- a. The athlete must not exceed either the allowed number of a contests or weeks per season.
- b. The athlete must not compete following the completion of the regular high school season.



IHSAA State Tournament Admissions Pricing 2024-2025

Activity	General <small>per game/session or day</small>		Championship		Tournament Pass*		Reserved Seats* <small>per game/session</small>	
	General	Discount	General	Discount	General	Discount	General	Discount
Volleyball	\$20.00	\$16.00	\$15.00	\$13.00	\$27.00	\$22.00		
Soccer	\$ 10.00	\$ 9.00	\$11.00	\$ 10.00	\$22.00	\$18.00		
Swimming	\$ 10.00	\$ 9.00	\$11.00	\$ 10.00	\$16.00	\$13.00		
Football	\$ 10.00	\$ 9.00	\$13.00	\$ 10.00				
Basketball	\$ 10.00	\$ 9.00	\$12.00	\$ 10.00	\$32.00	\$26.00	\$15.00	\$ 12.00
Wrestling	\$24.00	\$18.00	\$24.00	\$18.00	\$35.00	\$23.00		
Softball	\$ 10.00	\$ 9.00	\$11.00	\$ 10.00	\$27.00	\$22.00		
Track	\$ 10.00	\$ 9.00						
Cheer/Dance	\$12.00	\$ 9.00					\$15.00	\$ 12.00

Discount Tickets = Seniors 55 & older; students in grades 7-12 w/ activity card (not college); 5 years & under are free.

If patrons are unable to purchase tickets through GoFan Ticketing, on-site cash tickets are available.

*Tournament passes & reserved seats are only available online and are subject to a convenience fee.



REGULAR MEMBERSHIP APPLICATION

IDAHO HIGH SCHOOL ACTIVITIES ASSOCIATION
8011 Ustick Rd Boise ID 83704 Phone: 208-283-2367 Fax: 208-322-5505

Any public or private school within the State of Idaho that meets the accrediting standards of secondary schools as required by the State Board of Education and facility/program requirements for interscholastic competition as outlined by the IHSAA Board of Directors is eligible to become a regular member of the corporation. Application for membership by schools in the State must be approved by a two-thirds vote of the Board of Directors as a final reading at the January IHSAA Board of Directors Meeting the school year prior to membership.

Name of School: Adrian High School

Mailing address: 207 Owyhee St. City: Adrian Zip: 97901

Street Address: _____ City: _____ Zip: _____
(if different than mailing address)

Superintendent/CEO: Nicholas Ketterling Phone: 541-372-2337

Superintendent/CEO Fax #: 541-372-5516 Superintendent/CEO E-mail Address: nick.ketterling@adriansd.org

Principal: Bill Wortman Phone: 541-372-2335

Principal's Fax #: 541-372-5380 Principal's E-mail Address: billy.wortman@adriansd.org

1. Type of School: Public Private Charter

Any public or private school within the State of Idaho seeking regular membership in the IHSAA must meet the accrediting standards of secondary schools as required by the Idaho State Board of Education. Please attach a letter of verification from the State Department of Education that your school has met their accrediting standards for secondary schools.

Letter attached: Yes No

If no, please explain We are in the state of Oregon

Please describe the purpose and origin of the school:

Purpose: to educate students and provide opportunities.

Origin: Adrian High school open in 1939. It opened to offer a closer opportunity due to increased growth in the area.

2. Check the IHSAA activity programs in which the school will participate:

Fall Activities

	Boys	Girls	Co-ed
Golf			
Cross Country	<input checked="" type="checkbox"/>	<input checked="" type="checkbox"/>	
Football	<input checked="" type="checkbox"/>		
Soccer			
Swimming			
Volleyball			
Drama		<input checked="" type="checkbox"/>	

Winter Activities

	Boys	Girls	Co-ed
Basketball	<input checked="" type="checkbox"/>	<input checked="" type="checkbox"/>	
Wrestling	<input checked="" type="checkbox"/>	<input checked="" type="checkbox"/>	
Cheer			
Dance			
Debate			

Co-op likely Spring Activities Co-op w/ Myssa

	Boys	Girls	Co-ed
Golf	<input checked="" type="checkbox"/>	<input checked="" type="checkbox"/>	
Tennis			
Track	<input checked="" type="checkbox"/>	<input checked="" type="checkbox"/>	
Softball		<input checked="" type="checkbox"/>	
Baseball			
Speech	<input checked="" type="checkbox"/>		

Music (no season): Vocal Instrumental

Co-op w/ Myssa


3. Will the school be able to meet or exceed the IHSAA facility requirements to host competition in the above activities in which the school desires to participate: Yes No

IHSAA Facility Requirements Please check yes or no to each of the following

- A. Demonstrate the ability to host competition and provide a safe and appropriate environment for those activities the school chooses to sponsor Yes No
- B. Demonstrate the ability to meet the following field and gym conditions:
1. Meets National Federation field/court specifications:
(ex. - size, length, ceiling height) Yes No
 2. Playing surface - safe and adequately maintained, properly marked Yes No
 3. Crowd control capabilities - (Security barrier) Yes No
- C. Demonstrate the ability to meet the following facility amenities:
1. Adequate spectator seating/viewing area Yes No
 2. Available restrooms for public Yes No
 3. Separate restrooms for competitors/officials Yes No
 4. Score boards - public address system when needed Yes No
 5. Crowd control management Yes No
 6. Adequate locker room for visiting teams Yes No
 7. Adequate team areas - (sideline benches, etc.) Yes No
 8. Adequate parking for visiting team buses and spectators Yes No

4. If you answered no to any of the above facility requirements, please explain how your school plans to comply with IHSAA facility requirements.
- A.
- B.
- C.

"I certify that I have reviewed and understand the IHSAA Rules and Regulations regarding membership in to the Association. I further acknowledge that this school will follow all IHSAA Rules and Regulations and I understand that violating any of the guidelines may result in penalties/sanctions from the local Board of Control and/or the IHSAA."



Superintendent / CEO

5-9-24

Date

This membership application has been approved denied by the Board of Control IHSAA membership review committee from District 1 2 3 4 5 6 (circle one).

District Board of Control President

District Board of Control Secretary

Subject: Concerning Adrian joining IHSAA
Date: Wednesday, May 22, 2024 at 11:13:48 AM Mountain Daylight Time
From: Mrs. Holloway
To: Ty Jones
Attachments: Outlook-hkqzjkkh.png

Centennial Baptist School Athletic director and Administrators are against Adrian High School joining the IHSAA. They are in our middle school league and they are a great school who helps us in many ways, but they are an Oregon School which I see as a non- negotiable. If they ever won state, it would be a nightmare for IHSAA. How can an Oregon School win an Idaho State Championship? Thank you

Thank You,
Mrs. Jo Holloway
Athletic Director, Student Services Coordinator,
Consumer Math, PE teacher,
and 504 Coordinator
jholloway@cbschool.org
208-454-1997



GO MUSTANGS!
We miss you #24

Subject: Re: Adrian Oregon

Date: Thursday, May 2, 2024 at 1:57:39 PM Mountain Daylight Time

From: RIS Athletics

To: Ty Jones

Hi Ty - Riverstone votes, No, thank you.

=)Kim

Kim Liebich

Riverstone Athletics

208-484-1560 (text is faster)

Would you like to donate to our program?

Riverstone International School: Inspiring the Journey

GO Otters! 🐻

On May 1, 2024, at 10:34AM, Ty Jones <jonest@idhsaa.org> wrote:

Hello WIC Athletic Directors,

You may have heard that Adrian High School has requested membership in to the IHSAA. They requested this a few years ago as well but the IHSAA Board of Directors turned them down. Our board has asked me to find out if your conference would be in favor of adding them to the IHSAA. Please send me a yes or no vote for your school so that I can take that information with me to the June board meeting.

Thanks,

Ty

Subject: Re: Adrian Oregon

Date: Thursday, May 2, 2024 at 7:06:46 PM Mountain Daylight Time

From: Jeremy Perkins

To: Ty Jones

My vote is no. I have nothing but respect for Adrian. We've competed with them over the years and been nothing but positive. And I get their situation, they're only 20 miles from us. I just don't see how if we let one in there won't be others knocking on the door.

On Wed, May 1, 2024 at 10:35AM Ty Jones <jonest@idhsaa.org> wrote:

Hello WIC Athletic Directors,

You may have heard that Adrian High School has requested membership in to the IHSAA. They requested this a few years ago as well but the IHSAA Board of Directors turned them down. Our board has asked me to find out if your conference would be in favor of adding them to the IHSAA.

Please send me a yes or no vote for your school so that I can take that information with me to the June board meeting.

Thanks,

Ty

--
Jeremy Perkins M.Sc CAA
Vice Principal for Student Affairs
Athletic Director / Physical Education
Gem State Adventist Academy
Mobile # 210-845-6445
Office # 208-459-1627



GO JAGS !

Subject: Re: Adrian Oregon

Date: Thursday, May 2, 2024 at 10:59:15 PM Mountain Daylight Time

From: Mark Wachsmuth

To: Ty Jones

Ty,

Liberty Charter says no. I'm not aware of anyone from Adrian having talked to any of our schools about this. The next week after hearing about their request and having been forwarded the email from Dennis at Horseshoe Bend, I reached out to their AD, Aimee Esplin, to ask what was going on. She knew nothing about it either. I thought that was odd.

On Wed, May 1, 2024 at 10:35AM Ty Jones <jonest@idhsaa.org> wrote:

Hello WIC Athletic Directors,

You may have heard that Adrian High School has requested membership in to the IHSAA. They requested this a few years ago as well but the IHSAA Board of Directors turned them down. Our board has asked me to find out if your conference would be in favor of adding them to the IHSAA.

Please send me a yes or no vote for your school so that I can take that information with me to the June board meeting.

Thanks,

Ty

--

Mark Wachsmuth
Liberty Charter School
9955 Kris Jensen Lane
Nampa, Idaho 83686
P: 208-466-7952
F: 208-466-7961

Subject: Re: Adrian Oregon

Date: Friday, May 3, 2024 at 3:11:34 PM Mountain Daylight Time

From: Mandy Frank

To: Ty Jones

Good afternoon Ty,

I discussed this with my administration and our school would vote no.

Thanks,

Mandy Frank

2nd Grade, Athletic Director

Victory Charter School

On Wed, May 1, 2024 at 10:35AM Ty Jones <jonest@idhsaa.org> wrote:

Hello WIC Athletic Directors,

You may have heard that Adrian High School has requested membership in to the IHSAA. They requested this a few years ago as well but the IHSAA Board of Directors turned them down. Our board has asked me to find out if your conference would be in favor of adding them to the IHSAA.

Please send me a yes or no vote for your school so that I can take that information with me to the June board meeting.

Thanks,

Ty

Subject: Re: Adrian Oregon

Date: Friday, May 3, 2024 at 7:18:45 PM Mountain Daylight Time

From: Travis Deardorff

To: Ty Jones

I vote yes.

On Wed, May 1, 2024 at 10:35AM Ty Jones <jonest@idhsaa.org> wrote:
Hello WIC Athletic Directors,

You may have heard that Adrian High School has requested membership in to the IHSAA. They requested this a few years ago as well but the IHSAA Board of Directors turned them down. Our board has asked me to find out if your conference would be in favor of adding them to the IHSAA. Please send me a yes or no vote for your school so that I can take that information with me to the June board meeting.

Thanks,

Ty

--
Thanks,

Travis Deardorff

Athletic Director/Work-Based Learning Coordinator

Wilder Middle/High School

tdeardorff@wilderschools.org

208-337-7400 EXT. 1108



CONFIDENTIALITY NOTICE: This email (including attachments), is intended solely for the recipient(s) to which it is addressed and may contain confidential and/or privileged information. Any unauthorized review, use, disclosure, transmission or distribution of this email and/or its contents by any individual or entity other than the addressee is strictly prohibited. If you received this email in error or are not the intended recipient, please contact the sender immediately and permanently delete all of its contents from your device(s).

Subject: Re: Adrian Oregon
From: "Hoaglun, Tyler" <thoaglun@northstarcharter.org>
Date: 5/6/24, 7:59 AM
To: Ty Jones <jonest@idhsaa.org>

North Star is a no. Thanks,

Tyler

On Wed, May 1, 2024 at 10:35AM Ty Jones <jonest@idhsaa.org> wrote:

Hello WIC Athletic Directors,

You may have heard that Adrian High School has requested membership in to the IHSAA. They requested this a few years ago as well but the IHSAA Board of Directors turned them down. Our board has asked me to find out if your conference would be in favor of adding them to the IHSAA. Please send me a yes or no vote for your school so that I can take that information with me to the June board meeting.

Thanks,

Ty

Subject: Re: Adrian Oregon

Date: Wednesday, May 1, 2024 at 10:59:37 AM Mountain Daylight Time

From: James Boeder

To: Ty Jones

Hi Ty

From our superintendent:

Notus is not in favor in general. Having Oregon students compete for state level competition in Idaho defeats the purpose.

However, I have no problem with them playing in our conference (even being champions at that level), but should be disqualified for any state competition. Example: If they win first place in the conference tournament they would not win a state bid and the next eligible teams would represent the conference.

Thanks,
Micah

Micah J. Doramus
Superintendent/Elementary Principal
Notus School District #135
208-459-7442

On Wed, May 1, 2024 at 10:35AM Ty Jones <jonest@idhsaa.org> wrote:

Hello WIC Athletic Directors,

You may have heard that Adrian High School has requested membership in to the IHSAA. They requested this a few years ago as well but the IHSAA Board of Directors turned them down. Our board has asked me to find out if your conference would be in favor of adding them to the IHSAA.

Please send me a yes or no vote for your school so that I can take that information with me to the June board meeting.

Thanks,

Ty

Wednesday, May 22, 2024 at 14:29:04 Mountain Daylight Time

Subject: FW: State Tennis- Thank You!
Date: Tuesday, May 21, 2024 at 1:19:22 PM Mountain Daylight Time
From: Mike Federico
To: Ty Jones
Attachments: image001.png
Board packet?

Mike Federico
Assistant Director, IHSAA
208-375-7027



From: Richard Whitelaw <rwhitelaw@communityschool.org>
Date: Tuesday, May 21, 2024 at 1:11 PM
To: Mike Federico <federicom@idhsaa.org>, Larry Stocking <stockinl@d93mail.com>
Subject: State Tennis- Thank You!

Mike & Larry

Good afternoon Gents, I trust you have recovered from the very busy & successful state tennis weekend.

I would like to thank you & your wonderful staff & numerous volunteers that made the tournaments run so smoothly. Weather was fantastic on Saturday after Friday's windy conditions which made play interesting.

On behalf of all "Cutthroat" players, coaches, parents & fans, we all appreciate the amount of time, organization, logistics & dedication it takes to run such a comprehensive, competitive tournament, one at which you always excel.

It was great to see a few different teams & players on the podium & tennis is alive & well in our state.

Mike, thanks for all your help with tennis reporting & having all the updated information has proved to be very beneficial for seeding indeed. You run a tight but smooth ship.

A big heartfelt **Thank You** from Cutthroat tennis nation.

Have a great end to the school year. Please pass on my many thanks to all concerned.

Remember Larry the open invitation to visit up here is always in play. Summer is looming.

Enjoy the remainder of your year.

Richard

DISTRICT 1 IHSAA ACTIVITIES ASSOCIATION

MINUTES OF THE MAY 7, 2024 MEETING

Post Falls High School, Post Falls Idaho

Dena Naccarato called the meeting of the District 1 Board of Control to order at 11:00 am.

Members Present: Dena Naccarato, Jan Bayer, Jimmy Hoffman, Kelly Reed, Keri Carter, Royce Johnson, Sharon Meador, Brian Carlson, Josh Behrens, Greg See, Roger Stewart, Ted Yurek Todd Gilkey, and Larry Schwenke.

Members Absent: Leslie Wells, Ryne Eberlin, Jen Hall, Troy Anderson, Shelly Sobek, Rayna Longstreet, Tony Norris and Joel Sandford.

Visitors: Chad Cloud (2024-25 Spirit Representative)

CONSENT AGENDA

1. Minutes of the March 5th, 2024 Meeting – A motion to approve the minutes was made by Royce Johnson, seconded by Sharon Meador. **Motion approved**
2. Treasurer’s Report – A motion to approve the treasurer’s report was made by Royce Johnson, seconded by Sharon Meador. **Motion approved**

DISCUSSION AGENDA

1. **Luncheon Sponsors:**
 - The Board recognized and thanked our May meeting lunch sponsor: **Avondale Dental, Dr. Kory Wilson.**
2. **Web Site (FYI):** www.1stdistrictactivities.org
3. **Board Member Renewals for 2024-25:** Each group will determine it’s representative.
 - 1A/2A Superintendents Representative (3 year term)
 - 1A2A Principals Representative (Jen Hall stepping down)
 - Music Representative (2year term)
 - Spirit Representative (2 year Term)
 - Speech Representative (2 year term)
4. **Commissioner/Interpreter 2024-25 Rules Clinic Information:**
 - Thank you to our District I commissioners/interpreters for finalizing the 2024-2025 official/coach rules clinic dates and sites. This information will be sent to all schools, the IHSAA and will be posted on our website.
5. **IHSAA Official of the Year:**
 - The NIOA is recommending **Steve Hudson** be nominated by the BOC.
 - While Steve is a top collegiate football official he continues to work with and mentor our young officials in both football and basketball. For many years he has donated time and money to help insure officials have needed equipment and training aids. (See action agenda)
6. **BOC/NIOA Update:**

- Members discussed the end of season coach’s official evaluation process. Members generally agree that many coaches have difficulty in completing the ballot and that they (the Board) trust the commissioners to select the most competent and deserving officials for post-season assignments.
- Royce Johnson indicated that any change to the current process would necessitate opening the two-year agreement with the NIOA. (See action Agenda)

7. District I Board of Control Meeting Dates For 2024-25 (See action agenda)

8. IHSAA Lifetime Pass Request:

- The NIOA along with board members asked that the BOC sponsor and request Lifetime Passes for three distinguished officials that have contributed well over 25 years of service to District I and the State. They are: **Bob Burton, Steve Hudson and Roger Stewart.** (See action agenda)

9. 2024-25 Dues and Fees: (See action agenda)

10. BOC By-Laws Update:

- Larry Schwenke suggested the new classification system would require a clerical update to the By-Laws. Superintendent and President representatives to the Board are selected by 3 classification groups; currently 5A/4A, 3A and 2A/1A. Next year the groups would be: 6A/5A, 4A/3A and 2A/1A.

11. Fall Golf Concern:

- A golf parent’s concern regarding the IHSAA’s rule regarding special events was shared with members. The parent noted that while there are advantages for fall golf, there are a number of PNGA and AJGA events that conflict with the high school season and suggests that the IHSAA consider changes to the rule to allow additional opportunities to compete.
- Dena Naccarato noted that the IHSAA Board would be discussing that rule at the June meeting.

REPORT AGENDA

1. Commissioner Reports

- **Football- Roger Stewart:**
 - Roger indicated he has received schedules from all the schools. Mullan will be co-oping in Montana, Kootenai will be in a co-op with St Maries and Coeur du Christ will be fielding a team for the first time.
- **Wrestling- Greg See:**
 - Greg noted that rule changes for next year regarding out of bounds, near fall and takedowns should be good for the sport. He hopes the middle school programs follow the new rules as well.
- **Baseball- Josh Behrens:**
 - It’s been a good season. He started with 20 officials and has been able to cover all but 1 contest with 2 officials. He noted that there were more player and parent ejections this year. Districts are this week, which will end the official’s season. Next year they will be eligible for state tournaments as the IHSAA will be sanctioning them.

- **Softball – Ted Yurek:**
 - Shortage of officials has been a problem again this year but they made it through. Districts are this week and State will be here in two weeks. They will bring in 6 officials from down south to work State.

2. Sectional Reports

- **Principals-Jimmy Hoffman:**
 - Jimmy (Lakeland HS) is interested in offering an elective officiating class for juniors and seniors and wondered if other school have similar classes. He would like input on the logistics of a semester class that might give the kids IHSAA certification in multiple sports, which would help them financially and bolster our official numbers. Members discussed possible ideas like workforce training, virtual classes, NFHS training, and dual credit. Roger Stewart suggested contacting Paul Manzardo at NIC.
- **Spirit – Sharon Meador:**
 - She has scheduled all cheer and dance competitions for 2024-25
 - She thanked the BOC for the opportunity to serve as the spirit representative and welcomed Chad Cloud who will assume the position next year.
- **Middle Level – Brian Carlson:**
 - Brian indicated track participation numbers are up at all the schools.
 - Lakeland will host the district track meet and hope that entry limits might be increased at future meets.
- **State Board - Dena Naccarato:**
 - Dena listed a number of notable items concerning the IHSAA Board of Directors:
 - Region 3 is asking the IHSAA to balance representation on the Board by regions.
 - Schools will be assessed \$30 for girls wrestling. (Same as the boys)
 - Cheer/Dance state competition revenue doubled from last year.
 - There will be an emphasis on educating everyone on the “Dead Week” dates.
 - The majority of respondents of the tournament expansion survey were in favor of expanding the number of qualifiers.
 - The Baseball committee will present calendar modifications for future sites in June.
 - IHSAA is considering raising state tournament admission prices
 - Special event restrictions are on the discussion agenda.
 - Adrian School District in Oregon is seeking membership the IHSAA.

ACTION AGENDA

1. **Dues and Activity Fees for 2024-25:**

Following discussion, a motion to make no changes in the dues and fees other than incorporating the commissioner/secretary assessment on the form, was made by Royce Johnson, seconded by Sharon Meador. (Dues are \$100 per school and Activity Fees are \$25 per Varsity team, \$15 per JV/Soph./Frosh team) **Motion Approved**

2. 2023-2024 Board of Control Meeting Dates:

Following discussion, a motion to adopt the following meeting dates for 2024-25, was made by Keri Carter, seconded by Kelly Reed. **(Sept.10, 2024; Nov. 5, 2024; Jan. 14, 2025; March 4th, 2025 and May 6th, 2025) Motion Approved**

3. Spring Commissioner Renewal for 2024-25

Following discussion, a motion to renew the terms of baseball commissioner Josh Behrens and softball commissioner Ted Yurek was made by Jan Bayer, seconded by Royce Johnson. **Motion Approved**

4. Secretary/Treasurer 2024-25

Following discussion, a motion to approve Todd Gilkey as BOC Secretary/Treasurer beginning with the 2024-25 term. **Motion Approved**

5. IHSAA Official of the Year

Following discussion, a motion to nominate Steve Hudson was made by Jan Bayer, seconded by Sharon Meador. **Motion Approved**

6. IHSAA Lifetime Passes

Following discussion, a motion to request lifetime passes for Bob Burton, Steve Hudson and Roger Stewart was made by Royce Johnson, seconded by Jan Bayer. **Motion Approved**

7. NIOA/ BOC Service Agreement

Following discussion, a motion to open the service agreement for a Memorandum of Understanding was made by Royce Johnson, seconded by Sharon Meador. **Motion Approved**

8. 2024-25 Board of Control President

Following discussion, a motion to appoint Dena Naccarato as the 2024-25 BOC President, (over her objection), was made by Jan Bayer, seconded by Royce Johnson. **Motion Approved**

ADJOURNMENT

- The meeting was adjourned at 12:55am.
- **The next meeting will be September 10th, 2024, 11am @ Post Falls HS**

Minutes respectfully submitted by Larry Schwenke, Secretary, Dist. 1 Board of Control

District II Board of Control

Kevin Driskill: President
JoAnne Greear: Secretary
Kendrick Jared: 1-A Rep
Kathleen Tetwiler: 2-A Rep
Corey Williams: IEL 4A/5A Rep

Shawn Tiegs: IHSAA Rep
Ryan Hasselstrom: Coaches Rep:
Heidi Hagen: Dance/Drill Cheer Rep
Tom Garrett: Music Rep

Wednesday, April 17

Holiday Inn and Quay Convention Center

700 Port Drive Clarkston, WA 99403

Call to Order: Meeting called to Order by Kevin Driskill at 5:33 PM

Attendance: Kevin Driskill: President

JoAnne Greear: Secretary Kendrick Jared: 1-A Rep Ryan Hasselstrom: Coaches Rep:

Kathleen Tetwiler: 2-A Rep Heidi Hagen: Dance/Drill Cheer Rep

Tom Garrett: Music Rep

Agenda: Moved by Kendrick Jared to approve the the April 17th agenda with a second by Tom Garrett

Motion passed

Financial Report: Running similar to last year, we have Spring commissioner payments, Hall of FAME Door Prize and tickets

March Board Meetings Minutes:

Moved by Tom Garrett to approve the the march 20th Minutes with a second by Kathleen Tetwiler

Motion passed

Discussion/Action Agenda:

- **Commissioner Reports**

- **Basketball- Corky Fazio**

- 11 ejections: players, fans handled by game administration as needed.
- Started to track all incidents that required a technical foul to give a perspective and notification through DragonFly
- 1000 games with 2343 assignments accepted.
- Concerns about confirmation of schedules as well as changes to ½ games (JV) in a timely manner to make sure not over booked with officials.
- JV games provide training for younger officials.
- In favor of a State Officials Salary Schedule.
- Needed some mileage adjustments for district tournaments.

- **Wrestling-Dan Lejameyer**

- Good season
- Was able to train younger officials using Middle School tournaments such a Bi-State
-

- **Self Reports - NONE**

- Board Membership for 24-25

- Board Membership will be completed after review of reclassification needs. Representatives will be asking for names of interested members for open positions. Board will vote at the May 22nd meeting for replacements.
- Assessment 24-25–No Action to change: Update address before sending to schools.
- Officials salary 24-25–Will send to schools with assessment information
- [Co-op listing](#)
- **Region 2 Athletic Director Scheduling SOP**
–Fall sports due: July 15th (Home events entered into Dragonfly, early submission would be appreciated.
- North Idaho Hall of Fame - Table Sponsor–
 - `Darrah Eggers was inducted on Friday Night
 - Several District 2 Athletes were recognized and received awards.
- Softball: Appropriate action has been taken by the commissioner for an incident in regards to an umpire's actions.

Activity Reports:

Coaches rep: Normal Spring Sports, going well.

1A:

2A: Location of District Track still a question,

IHSAA: No Report

4A/5A: No Report

Cheer: Tryouts will begin in April for most schools

Lewiston 3rd Place at State

Music:

Important Dates:

May 3-4: State Solo/Ensemble Festival: PostFalls

meeting dates--Third Wednesday: May 22--week later due to state tournaments